




# MANUAL PENGISIAN LAPORAN AKHIR DI SISTEM MYGRANTS

# MANUAL PENGHANTARAN LAPORAN AKHIR (PROJEK “TAMAT”) - MyGRANTS

Log in ke sistem MyGRANTS di link : <http://portal.mygrants.gov.my/main.php>

Students, professors, researchers and even professionals use MyGRANTS to seek research grant opportunity, exchange ideas and information

-  Stay informed about research grant application and status
-  Control your research identity within your team
-  Communicate and exchange knowledge you need to achieve your goal

---

[Sign Up Now?](#)  
RMC verification is required to approve the registration

[Looking for GRA Vacancy?](#)  
Project Leader can now post GRA Vacancy in MyGRANTS

### User Login

User Name :

Password :

User Role :

Remember Me :

[Forgot your username or password?](#)

[Need help?](#)

# MANUAL PENGHANTARAN LAPORAN AKHIR (PROJEK “TAMAT”) - MyGRANTS

Pilih tajuk yang anda adalah Ketua Projek berkaitan

Currently there is no discussion

Application  
New Application  
My Application

Evaluation  
My Evaluation

!!!  
Monitoring

Leader  
Leader  
Leader  
Member  
Member  
GRA Vacancy

Pilih tajuk yang anda adalah Ketua Projek berkaitan

# MANUAL PENGHANTARAN LAPORAN AKHIR (PROJEK “TAMAT”) - MyGRANTS

## 1. TAB OVERVIEW

Klik di bahagian ‘Overview’ dan isi maklumat yang berkaitan.

The screenshot shows the 'Overview' tab in the MyGRANTS system. A red box highlights the 'Overview' menu item in the left sidebar. Another red box highlights the 'Grant Info' section, which contains the following data:

Grant Info	
Code	
Type	FRGS
Duration	01.09.2019 - 30.11.2021
Status	Sedang Berjalan

A third red box highlights a text instruction: "Sila pastikan tarikh mula dan tamat selaras di antara Mygrants dan ORKED". An orange arrow points from this instruction to the 'Project Duration' table below. The 'Project Duration' table is as follows:

Start	Original End Date	Extension Date (RMC)	Extension Date (KPT)	End Date after 3 Months Extension Due to MCO	Actual End Date
01/09/2019	31/08/2021	NA	NA	31/08/2022	31/08/2022

Below the duration table is the 'Members' section, which contains a table with the following columns: Researcher ID, Name, IC/Passport Number, University, Faculty/School/Centre/Unit, Position, Overall Contribution, and Status. The table lists several members, all from UTHM, with positions ranging from Project Leader to Member.

# MANUAL PENGHANTARAN LAPORAN AKHIR (PROJEK “TAMAT”) - MyGRANTS

## 2. TAB PROGRESS SUMMARY

Klik di bahagian ‘Progress Summary’ dan kemaskini pencapaian milestone untuk mengetahui ‘% Project Progress’.

The screenshot shows the 'Progress Summary' tab in the MyGRANTS system. The interface includes a sidebar with navigation icons, a main content area with a 'Current Outcome' table, a 'Milestone' table, and sections for 'Research Abstract' and 'Summary of Research Findings'. Annotations highlight key elements:

- A red box highlights the 'Progress Summary' icon in the sidebar.
- A red box highlights the 'Project Progress : 30.00%' and 'Budget Used : 9.76%' at the top.
- A red box highlights the 'Overall Progress' row in the Milestone table, with a red arrow pointing to the '30.00%' value.
- A red box highlights the 'Completed Percentage' and 'Actual Completion Date' columns in the Milestone table.
- Two callout boxes provide instructions: 'Sila pastikan ‘Overall Progress’ selaras dengan ‘Project Progress’' and 'Sila pastikan bahagian ‘Completed Percentage’ dan ‘Actual Completed Date’ di isi bagi setiap milestone yang dinyatakan'.

Type	Number
Activities	0
Publication	0
Award & Recognition	0
Inter	0
	0
	0

No.	Description	Project Completion	Completed Percentage	Actual Completion Date	Contributed Progress
1		30	30	30/06/2020	30.00
2		30		26/02/2021	0.00
3		40		30/11/2021	0.00
Overall Progress					30.00%

# MANUAL PENGHANTARAN LAPORAN AKHIR (PROJEK “TAMAT”) - MyGRANTS

## 3. TAB FINANCE

Pada bahagian ‘Finance’ sila klik ‘Edit Vote’ untuk mengemaskini jumlah perbelanjaan (Used Budget).

**Legend**  
 Blue : Allocated Budget  
 Red : Used Budget  
 Green : Balance Budget

Description	Year 2	Year 3	Total
Vote 11000 - Salary and Wages	0.00	0.00	43200.00
	0.00	0.00	43200.00
	0.00	0.00	36000.00
	0.00	(0.00)	0.00
	0.00	0.00	36000.00
	0.00	0.00	7200.00
	0.00	(0.00)	0.00
	0.00	0.00	7200.00
Vote 21000 - Travelling and Transportation	0.00	0.00	10000.00
	6000.00	0.00	0.00
	0.00	0.00	10000.00

**Ringkasan Belanjaan**

Jumlah Keseluruhan Peruntukan (Amaun Awal)	RM 102,400.00	Jumlah Peruntukan Telah Diberima (Amaun Lulus)	RM 102,400.00
Jumlah Perbelanjaan	RM 29,295.00	Baki Peruntukan	RM 73,105.00
Peratus Perbelanjaan	28.61%		

**Kemakini yang dibuat perlulah merujuk di ORKED bahagian "Expenses". Pastikan 'Grand Total' (Total) dan % 'Used budget' adalah sama seperti di ORKED. Pastikan juga semua pembayaran/ tuntutan di ORKED telah selesai.**

# MANUAL PENGHANTARAN LAPORAN AKHIR (PROJEK "TAMAT") - MyGRANTS

## 4. TAB RESEARCH ACTIVITIES

Pada bahagian 'Research Activities', Sila kemaskini berdasarkan milestone yang sedia ada.

Pada bahagian 'Research Activities', Sila kemaskini berdasarkan milestone yang sedia ada

Klik edit untuk kemaskini butiran yang berkaitan

Date	Planned	Actual
Start	01/09/2019	
End	30/11/2019	

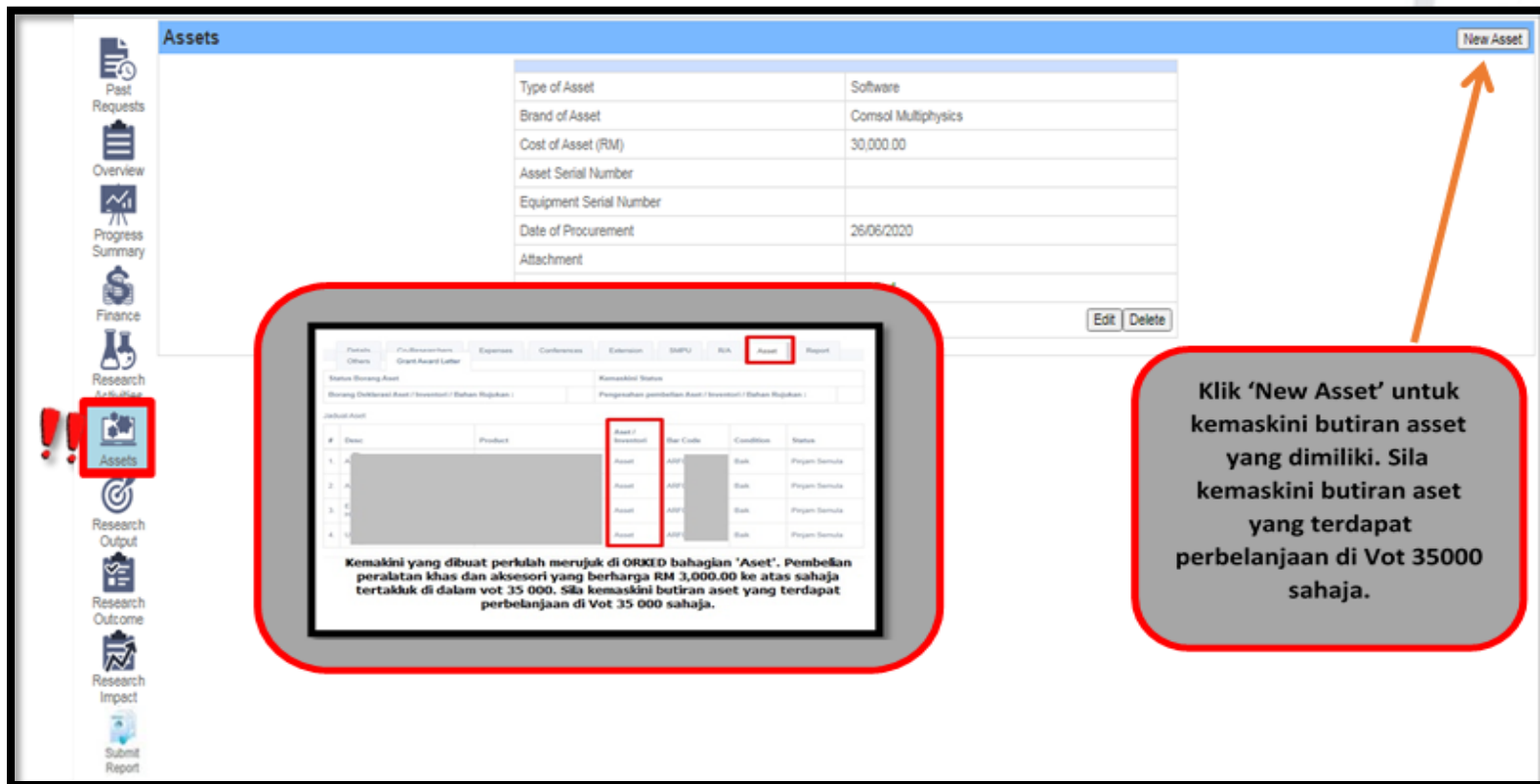
No.	Person In Charge	Start Date	Description	Expected Man Hours	Actual Man Hours Used	Percentage
1	<a href="#">Edit Member</a>					

Researcher ID	Name	IC/Passport Number	University	Faculty/School/Centre/Unit	Position	Contribution
---------------	------	--------------------	------------	----------------------------	----------	--------------

# MANUAL PENGHANTARAN LAPORAN AKHIR (PROJEK “TAMAT”) - MyGRANTS

## 5. TAB ASSET

Pada bahagian ‘Asset’, sila kemaskini butiran aset sekiranya terdapat perbelanjaan di  
Vot 35000 sahaja.



The screenshot displays the 'Assets' tab in the MyGRANTS system. The main content area shows a table with the following data:

Type of Asset	Software
Brand of Asset	Comsol Multiphysics
Cost of Asset (RM)	30,000.00
Asset Serial Number	
Equipment Serial Number	
Date of Procurement	26/06/2020
Attachment	

Below this table is a smaller table with columns: #, Date, Product, Asset / Inventory, Bar Code, Condition, Status. The 'Asset / Inventory' column is highlighted with a red box. Below the table is a text box with the following content:

Kemaskini yang dibuat perhalal merujuk di ORKED bahagian 'Aset'. Pembelian peralatan khas dan aksesori yang berharga RM 3,000.00 ke atas sahaja tertakluk di dalam vot 35 000. Sila kemaskini butiran aset yang terdapat perbelanjaan di Vot 35 000 sahaja.

A red box highlights the 'Assets' icon in the sidebar. A grey callout box with a red border contains the following text:

Klik 'New Asset' untuk kemaskini butiran aset yang dimiliki. Sila kemaskini butiran aset yang terdapat perbelanjaan di Vot 35000 sahaja.



# MANUAL PENGHANTARAN LAPORAN AKHIR (PROJEK "TAMAT") - MyGRANTS

## MAKLUMAT TAMBAHAN (ASSET)

Penyelidik boleh rujuk di ORKED untuk mendapatkan butiran senarai Aset yang dibeli melalui geran penyelidikan.

Dimana saya boleh dapatkan senarai aset/inventori yang dibeli melalui geran penyelidikan?

Senarai aset/inventori yang dibeli melalui geran penyelidikan boleh diakses di ORKED.

#	Desc	Product	Aset / Inventori	Bar Code	Condition	Status
1.	AUTOCLAVE CAPACITY 300 CM?	300 CMP AUTOCLAVES CAPACITY -A35901	Asset	ARF0000000315	Baik	Pinjam Semula
2.	AUTOCLAVE CAPACITY 300 CM?	300 CMP AUTOCLAVES CAPACITY -A35901	Asset	ARF0000000316	Baik	Pinjam Semula
3.	ESCO LABORATORY FUME HOODS	ESCO EF11-6A1 LABORATORY FUME HOOD-A35901	Asset	ARF0000000353	Baik	Pinjam Semula
4.	UNIVERSAL OVEN	MEMMERT UN55 UNIVERSAL OVEN - A35901	Asset	ARF0000000386	Baik	Pinjam Semula

# MANUAL PENGHANTARAN LAPORAN AKHIR (PROJEK “TAMAT”) - MyGRANTS

## 6. TAB RESEARCH OUTPUT (TALENT)

Pada bahagian ‘Talent’, sila kemaskini butiran lantikan GRA @ RA @ RO sahaja seperti yang didaftarkan di dalam ORKED.

**Talents**

Talents	Number				Summary		
	On-Going		Graduated		Original	Actual	Current
Citizen	Malaysian	Non-Malaysian	Malaysian	Non-Malaysian			
PhD Student	0	0	0	0	0	0	0
Master Student	0	0	1	0	1	1	1

**[GRA] MUHAMMAD**

Thesis Title: [REDACTED]  
Supervisor: [REDACTED]  
Type: [REDACTED]  
Source of Funding: [REDACTED]  
Duration: [REDACTED]  
Citizenship: [REDACTED]

Investigation of [REDACTED]  
No. [REDACTED]  
Master  
This Project  
1/2018 - 12/2020  
Malaysia  
2020  
lantikan gra.pdf

Download: [REDACTED]

ed: GRA Appointment Letter: Yes

**Surat lantikan yang dikeluarkan oleh pihak RMC boleh di 'download' dari ORKED. Sila pastikan nama lantikan adalah sama seperti di ORKED**

**Kemaskini hendaklah mengikut lantikan di ORKED**

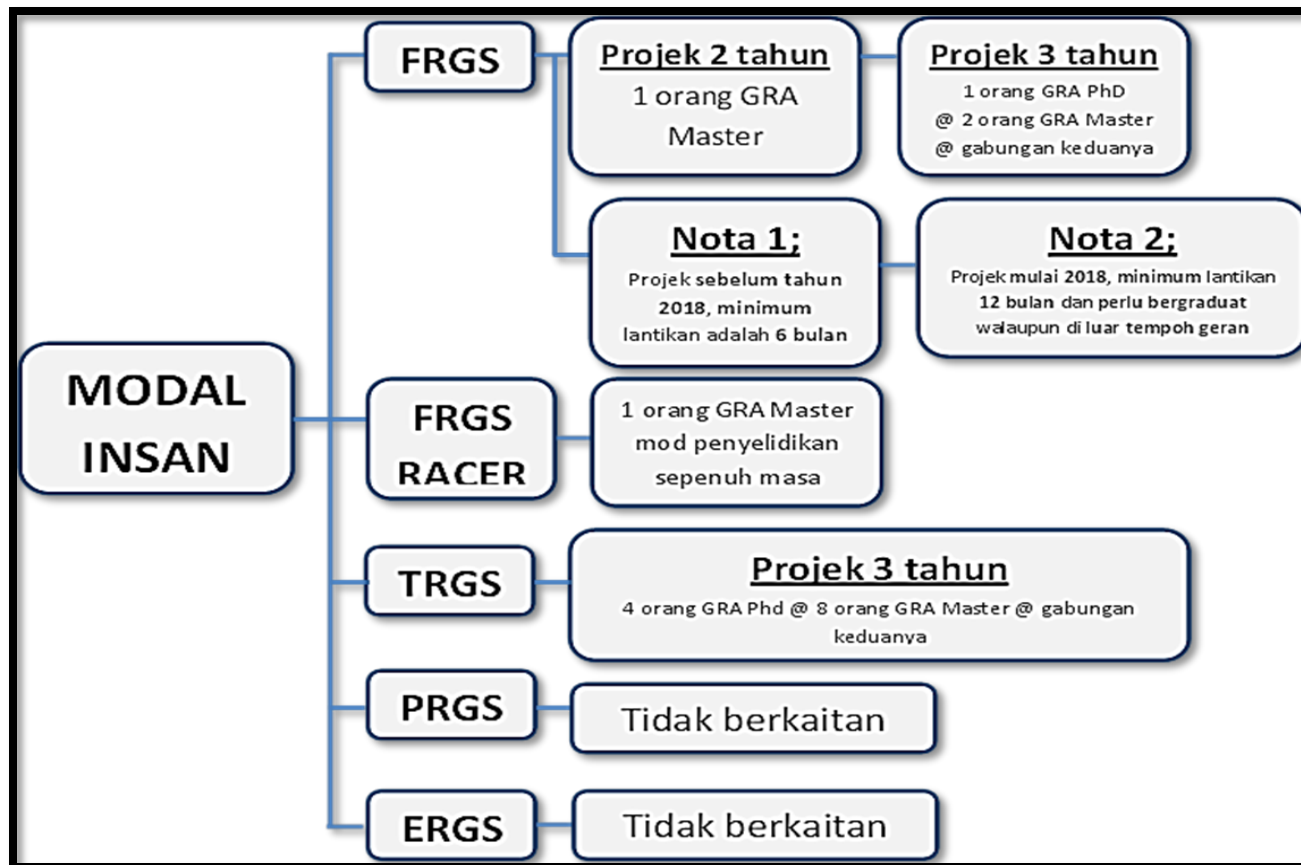
**Penyelia utama terdiri daripada Ketua Penyelidik atau ahli penyelidik bersama sahaja**

**Sila masukkan Surat Lantikan GRA @ RA @ RO yang dikeluarkan oleh pihak RMC sahaja**

# MANUAL PENGHANTARAN LAPORAN AKHIR (PROJEK "TAMAT") - MyGRANTS

## MAKLUMAT TAMBAHAN (TALENT)

Petunjuk Prestasi - Modal insan yang diterima oleh KPT



# MANUAL PENGHANTARAN LAPORAN AKHIR (PROJEK “TAMAT”) - MyGRANTS

## 6. TAB RESEARCH OUTPUT (PUBLICATION)

Pada bahagian ‘Publication’, Sila pastikan artikel mengandungi penghargaan kepada Penaja (KPT), Geran dan Universiti.

The screenshot shows the 'Publication' tab in the MyGRANTS system. It features a sidebar with navigation icons, a top navigation bar with a 'New Publication' button, a summary table, and a detailed form for a journal paper. Annotations in red boxes provide instructions on how to use the system.

Publication	Target	Current
Indexed Journal		1
Non Indexed Journal		0
Conference Paper (National)		0
Conference Paper (International)		0
Book	2	0
Book Chapter		1
Technical Report		0
Magazine/Newsletter/Newspaper		0

**Annotations:**

- Pastikan semua butiran penerbitan yang bertanda \* lengkap di isi** (Ensure all publication details marked with \* are complete)
- Pilih 'New Publication' yang dihasilkan untuk projek tersebut** (Select 'New Publication' generated for the project)
- Sila 'upload' a screenshot from the publication website page as a proof of the publication di bahagian ini** (Upload a screenshot from the publication website page as proof of publication in this section)
- Sila 'upload' softcopy 'Full Paper with Acknowledgement' di bahagian ini** (Upload softcopy 'Full Paper with Acknowledgement' in this section)

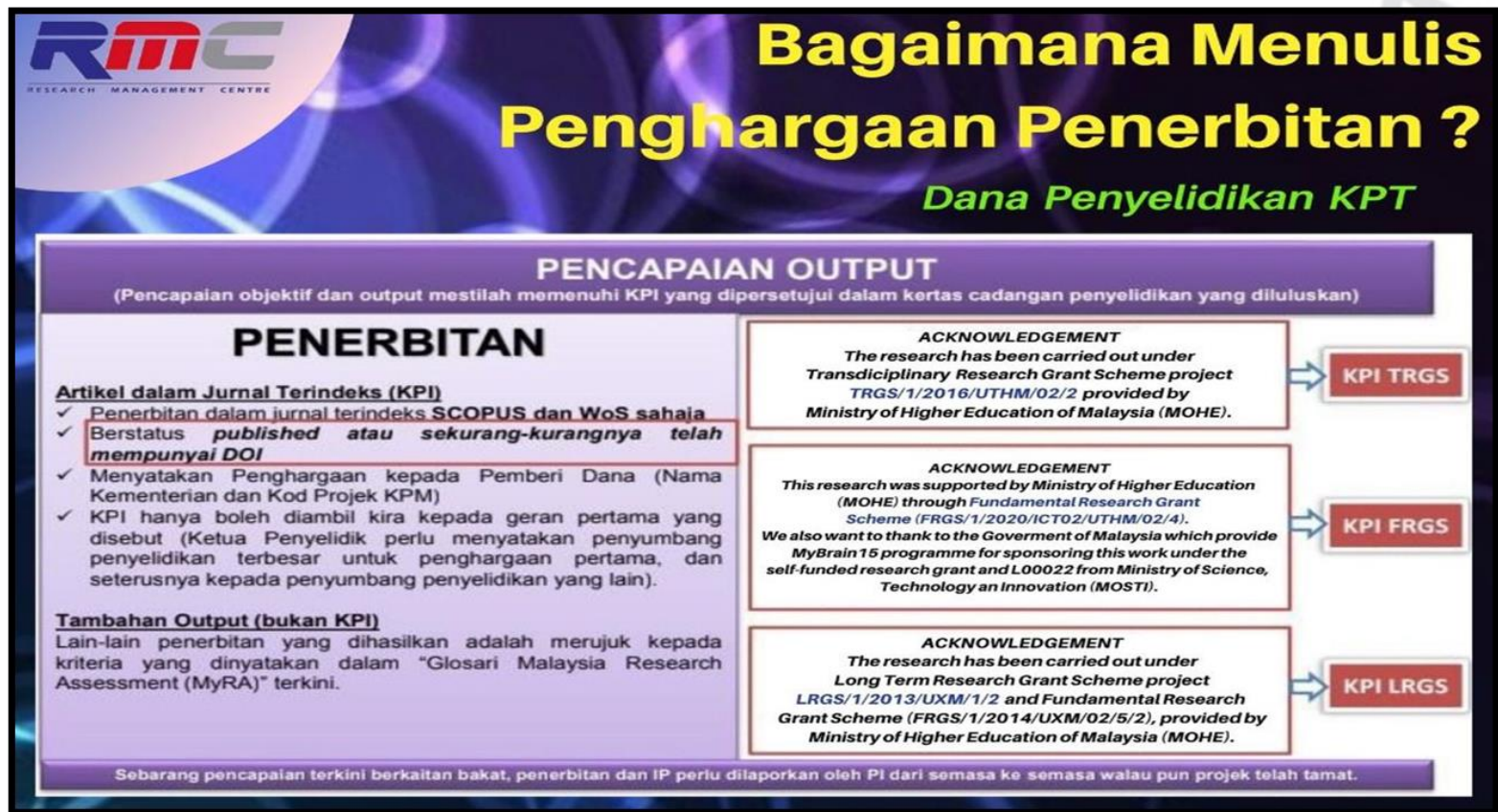
**Form Fields (Example):**

- Author(s): Soil
- Type\*: Journal Paper
- Status\*:
- ISBN/ISSN: 2279-3091
- Name of Journal/Publication\*: International Journal of Advanced Trends in Computer Science and Engineering
- Publisher\*: Warse
- Published Year\*: 2019
- Volume: 8
- Issue: 1.6
- Pages: 21-30
- Indexing Body: SCOPUS
- DOI: <https://doi.org/10.24054/warse.v2i1.61002>
- Full Paper with Acknowledgement\*: [\(jatew6481w2019 \(1\).pdf\)](#)
- Other Attachments\*: Researchers are required to upload a screenshot from the publication website page as a proof of the publication for indexing body verification purpose.
- Quantile:
- Impact Factor:
- RMC Verification: Verified: 1) Acknowledgement to MOHE, FRGS Grant & UTM. Yes
- KPT Verification:

# MANUAL PENGHANTARAN LAPORAN AKHIR (PROJEK “TAMAT”) - MyGRANTS

## MAKLUMAT TAMBAHAN (PUBLICATION)

1) Petunjuk Prestasi - Penghargaan Penerbitan yang diterima oleh KPT



**RMC**  
RESEARCH MANAGEMENT CENTRE

## Bagaimana Menulis Penghargaan Penerbitan ?

*Dana Penyelidikan KPT*

### PENCAPAIAN OUTPUT

(Pencapaian objektif dan output mestilah memenuhi KPI yang dipersetujui dalam kertas cadangan penyelidikan yang diluluskan)

#### PENERBITAN

**Artikel dalam Jurnal Terindeks (KPI)**

- ✓ Penerbitan dalam jurnal terindeks SCOPUS dan WoS sahaja
- ✓ Berstatus **published** atau **sekurang-kurangnya telah mempunyai DOI**
- ✓ Menyatakan Penghargaan kepada Pemberi Dana (Nama Kementerian dan Kod Projek KPM)
- ✓ KPI hanya boleh diambil kira kepada geran pertama yang disebut (Ketua Penyelidik perlu menyatakan penyumbang penyelidikan terbesar untuk penghargaan pertama, dan seterusnya kepada penyumbang penyelidikan yang lain).

**Tambahan Output (bukan KPI)**  
Lain-lain penerbitan yang dihasilkan adalah merujuk kepada kriteria yang dinyatakan dalam "Glosari Malaysia Research Assessment (MyRA)" terkini.

**ACKNOWLEDGEMENT**  
*The research has been carried out under Transdisciplinary Research Grant Scheme project TRGS/1/2016/UTHM/02/2 provided by Ministry of Higher Education of Malaysia (MOHE).*

**KPI TRGS**

**ACKNOWLEDGEMENT**  
*This research was supported by Ministry of Higher Education (MOHE) through Fundamental Research Grant Scheme (FRGS/1/2020/ICT02/UTHM/02/4). We also want to thank to the Government of Malaysia which provide MyBrain 15 programme for sponsoring this work under the self-funded research grant and L00022 from Ministry of Science, Technology an Innovation (MOSTI).*

**KPI FRGS**

**ACKNOWLEDGEMENT**  
*The research has been carried out under Long Term Research Grant Scheme project LRGS/1/2013/UXM/1/2 and Fundamental Research Grant Scheme (FRGS/1/2014/UXM/02/5/2), provided by Ministry of Higher Education of Malaysia (MOHE).*

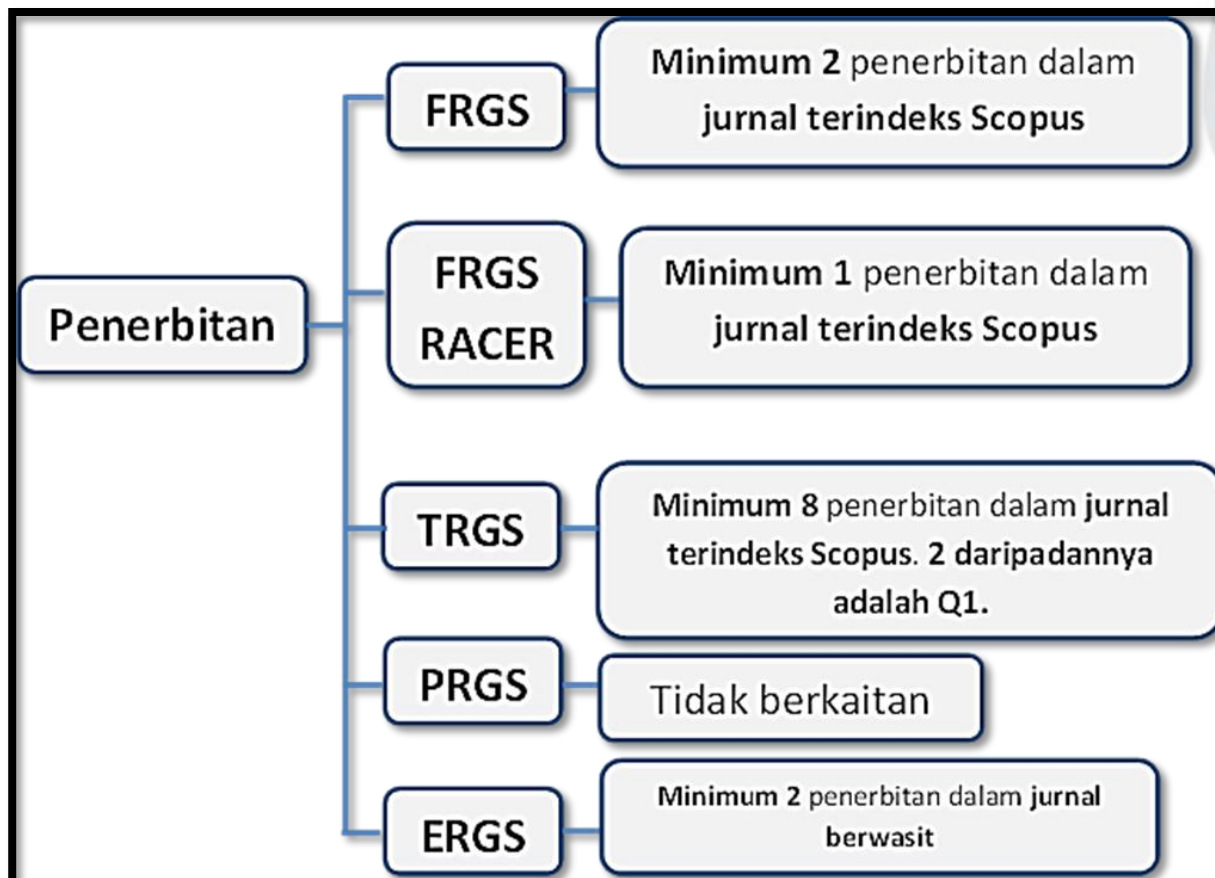
**KPI LRGS**

Sebarang pencapaian terkini berkaitan bakat, penerbitan dan IP perlu dilaporkan oleh PI dari semasa ke semasa walau pun projek telah tamat.

# MANUAL PENGHANTARAN LAPORAN AKHIR (PROJEK “TAMAT”) - MyGRANTS

## MAKLUMAT TAMBAHAN (PUBLICATION)

2) Petunjuk Prestasi - Minimum Penerbitan yang diterima oleh KPT



# MANUAL PENGHANTARAN LAPORAN AKHIR (PROJEK “TAMAT”) - MyGRANTS

## 6. TAB RESEARCH OUTPUT (INTELLECTUAL PROPERTY (IP))

Pada bahagian ‘Intellectual Property (IP)’, Sila sertakan bukti pemfailan bagi membuktikan IP untuk projek tersebut. (Sekiranya ada)

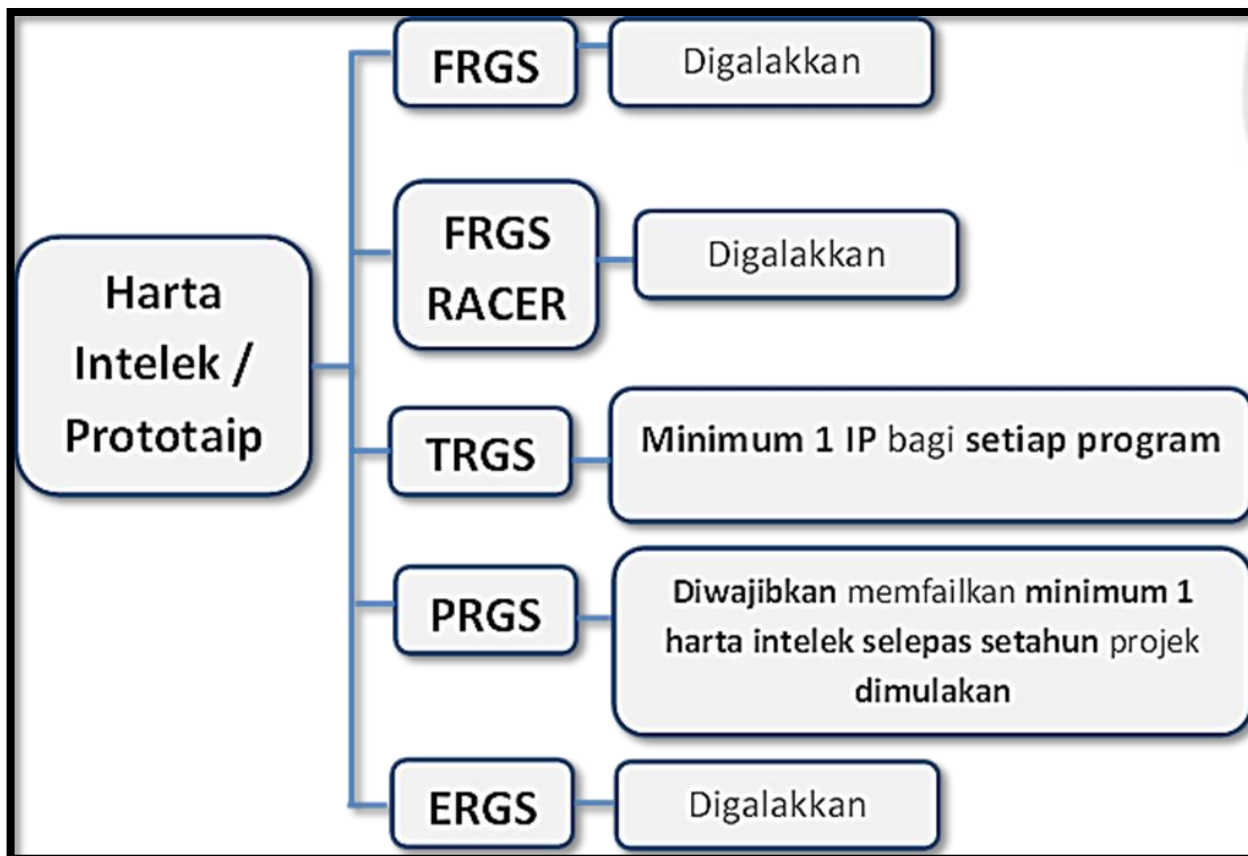
The screenshot shows the 'Intellectual Property (IP)' tab in the MyGRANTS system. The sidebar on the left contains a navigation menu with icons for 'New Intellectual Property', 'Research Output', 'Intellectual Property', 'Product/Prototype/Commercialization', and 'Collaboration'. A red box highlights the 'New Intellectual Property' button. An orange arrow points from a text box to this button. The main content area displays information about patents and royalties, including sections for 'A) HAKA INTELEK, PATEN DAN STARUPINTEK' and 'B) LESAN DAN ROYALTI'. A red box highlights the 'New Intellectual Property' button in the sidebar, and an orange arrow points to it from a text box.

Pilih 'New IP' untuk menambah IP yang dihasilkan untuk projek tersebut

# MANUAL PENGHANTARAN LAPORAN AKHIR (PROJEK “TAMAT”) - MyGRANTS

## MAKLUMAT TAMBAHAN (INTELLECTUAL PROPERTY (IP))

Petunjuk Prestasi - Harta Intelek / Prototaip yang diterima oleh KPT





# MANUAL PENGHANTARAN LAPORAN AKHIR (PROJEK “TAMAT”) - MyGRANTS

## 6. TAB RESEARCH OUTPUT (PRODUCT ETC)

Pada bahagian ‘Product etc’, Sila sertakan bukti produk bagi projek tersebut.  
(Sekiranya ada)

Prototype, Product & Commercialization New Product

Lab	
Product Type	Prototype
Product Price	20000
Specification	
The s	igaled. Test carried out first with 1 filter and then followed by 2 filters
Also,	each
in Th	of 2
Has this product been commercialized?	No
Attachments*	PATENT FIL [redacted].pdf
RMC Verification	Verified
KPT Verification	

! Research Output

Product/Prototype/Commercialization

! Edit Delete

Pilih 'New Product' untuk menambah produk yang dihasilkan untuk projek tersebut

# MANUAL PENGHANTARAN LAPORAN AKHIR (PROJEK “TAMAT”) - MyGRANTS

## 6. TAB RESEARCH OUTPUT (COLLABORATION)

Pada bahagian ‘Collaboration’, Sila masukkan bukti sekiranya terdapat kerjasama dalam penghasilan harta intelek / produk / IP. (Sekiranya ada)

The screenshot displays the 'Collaboration' tab in the MyGRANTS system. The sidebar on the left contains various navigation icons, with 'Collaboration' highlighted in a red box. The main content area features a table with two columns: 'Title' and 'Name of Product'. The table includes rows for 'Industrial Collaboration', 'International Collaboration', and 'National Collaboration', each with sub-rows for 'Name of [Collaboration] Involvement' and 'Number of [Collaboration] Involvement'. There are also rows for 'RMC Verification' and 'KPT Verification'. A red callout box with a red border contains the text: 'Pilih untuk menambah sekiranya terdapat kerjasama yang dihasilkan dalam penghasilan produk'. An orange arrow points from this callout box to the 'Add New Commercialization' button in the top right corner of the interface.

Title	Name of Product
Type	
Industrial Collaboration	
Name of Industrial Collaboration	
Number of Industrial Collaboration Involvement	
International Collaboration	
Name of International Collaboration Involvement	
Number of International Collaboration Involvement	
National Collaboration	
Name of National Collaboration	
Number of National Collaboration Involvement	
RMC Verification	
KPT Verification	

# MANUAL PENGHANTARAN LAPORAN AKHIR (PROJEK “TAMAT”) - MyGRANTS

## 7. TAB RESEARCH OUTCOME

The screenshot displays the 'Facilities/Asset Acquired' section of the MyGRANTS system. The sidebar on the left includes options like 'Past Requests', 'Overview', 'Progress Summary', 'Finance', 'Research Activities', 'Assets', 'Research Outcome', 'Research Impact', and 'Submit Report'. The 'Research Outcome' option is highlighted with a red box and a red exclamation mark icon. The main content area features a table with the following columns: 'Name' and 'Name of Facilities / Asset Acquired / In-kind'. The table rows are labeled 'Type', 'Estimated Value (RM)', 'Attachment', and 'RMC Verification'. A red callout box contains the following text:

Maklumat/Kemudahan/Aset penyelidikan/sumbangan bukan dalam bentuk wang (in-kind) yang diperolehi daripada sumber luar berkaitan dengan geran penyelidikan. Contoh Lesen paten dari pada rakan korporasi  
Nota Umum: -Aset boleh mengambikira mesin, perkakasan atau perisian. -Nyatakan kos aset dan hasil pendapatan

Pada bahagian 'Research Outcome' sekiranya terdapat sumbangan/dana/kesinambungan geran terdahulu /syarikat luar/ yang berkaitan dengan geran penyelidikan

# MANUAL PENGHANTARAN LAPORAN AKHIR (PROJEK “TAMAT”) - MyGRANTS

## 8. TAB RESEARCH IMPACT

Award & Recognition

New Exhibition Award New Recognition New Award (Others) New Innovation & Commercialization Award

Kertas polisi yang berkaitan dengan geran penyelidikan.

- Kertas polisi yang menyumbang kepada pembentukan/penambahbaikan/pemenuhan dasar/fabwa/akta dan seumpamanya yang telah diterima pakai oleh pemegang taruh (stakeholder) sama ada agensi Kerajaan, Swasta atau Antarabangsa (selain daripada institusi yang dinilai).

Title	Title
Authors	
Adopted Policy	

Edit Delete

Sila kemaskini bahagian 'Research Impact' sekiranya terdapat 'Award' dan 'Policy Paper' yang dihasilkan projek tersebut

# MANUAL PENGHANTARAN LAPORAN AKHIR (PROJEK “TAMAT”) - MyGRANTS

## 9. TAB RESEARCH ACHIEVEMENT

Bermula tahun 2020, MyGRANTS telah memperkenalkan Tab ‘Research Achievement’, Dimana ianya untuk projek yang telah tamat. Semua Sub-bahagian perlu dilengkapi oleh penyelidik

The screenshot shows the 'Research Achievement' tab in the MyGRANTS system. The interface includes a sidebar with navigation icons for Research Outcome, Research Impact, Research Achievement (highlighted with a red box and exclamation marks), and Submit Report. The main content area is titled 'Research Achievement' and contains several sections: 'Research Profile/Summary', 'Research Infographic', 'Video Attachment', 'Research Deliverables', 'Impact on Quadruple Helix', 'Current Activities/Progress', 'Way Forward', and 'Constraints/Issues'. Each section has an 'Edit' button. The 'Research Profile/Summary' section includes a text area with instructions and a link to a template, and an 'Attachment' field. The 'Video Attachment' section has a text area stating 'This project has no video' and a radio button. The 'Research Deliverables' section has a text area and an 'Edit' button. The 'Impact on Quadruple Helix' section has a text area and an 'Edit' button. The 'Current Activities/Progress' section has a text area and an 'Edit' button. The 'Way Forward' section has a text area and an 'Edit' button. The 'Constraints/Issues' section has a text area and an 'Edit' button. Five callout boxes with red borders and arrows point to specific elements: 1. 'Boleh rujuk @ download 'Template' Format Final Report Poster-ORKED/Mygrants di website RMC, Bahagian Research Monitoring' points to the 'Research Profile/Summary' section. 2. 'Semua Sub-bahagian perlu dilengkapi oleh penyelidik' points to the 'Research Achievement' icon in the sidebar. 3. 'Boleh rujuk @ download 'Template' buku profil geran di bahagian ini' points to the 'Research Profile/Summary' section. 4. 'MESTI 'upload' buku profile di bahagian ini' points to the 'Attachment' field in the 'Research Profile/Summary' section. 5. ''Video Attachment' DIMESTIKAN bagi projek PRGS' points to the 'Video Attachment' section.

# MANUAL PENGHANTARAN LAPORAN AKHIR (PROJEK “TAMAT”) - MyGRANTS

## 10. TAB SUBMIT REPORT

Sila pastikan laporan telah disemak terlebih dahulu sebelum dihantar. Pihak RMC akan menyemak laporan tersebut sebelum dihantar ke pihak KPT.

The screenshot displays the 'Monitoring > Progress Report' interface. A modal dialog box is open, titled 'mygrants.gov.my says', with the message 'Confirm Submission of Project Report' and 'OK' and 'Cancel' buttons. A red box highlights this dialog. In the background, the 'Overview' section shows fields for 'Project Title', 'Reference Code', 'Selected Grant', and 'Cluster'. A table below shows 'Main Cluster' (Pure and Applied Science) and 'Sub Cluster' (Physics). A 'Members' table is also visible with columns for Researcher ID, Name, IC/Passport Number, University, Faculty/School/Centre/Unit, Position, Overall Contribution, and Status. A red box highlights the 'Submit Report' button in the left sidebar. A text box with a red border contains the text: 'Laporan akan dihantar melalui RMC untuk semakan'. The top right corner shows 'Last Submission Date: 23/07/2020, 7 d'.

# SELESAI