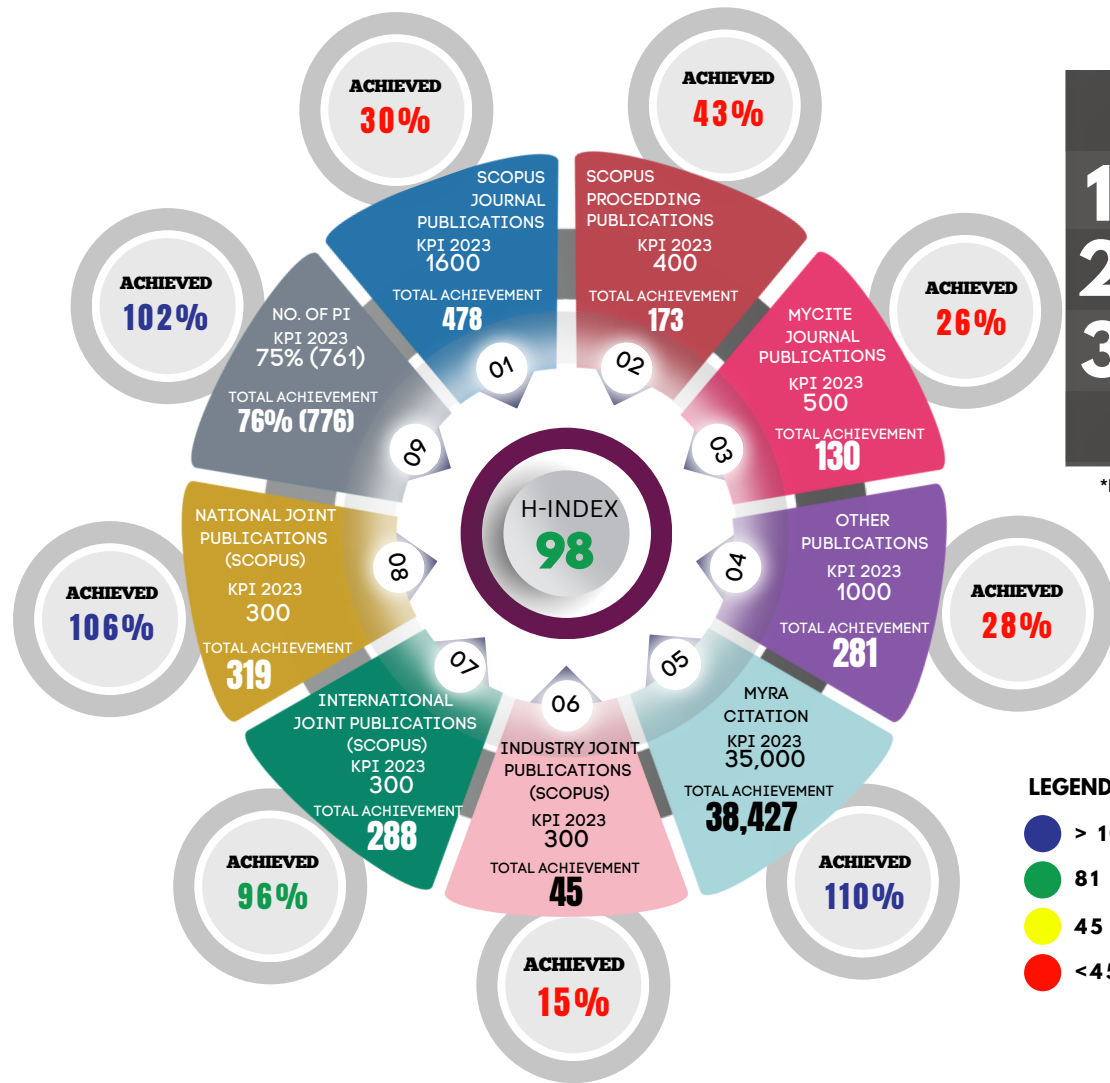


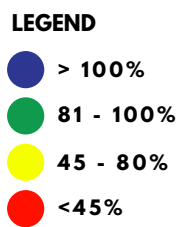

JULY 2023

KPI PERFORMANCE FOR PUBLICATION & FUNDS



TYPES OF FUNDS	IN-KIND FUNDS	RESEARCH FUNDS	NON-RESEARCH FUNDS	TOTAL EXTERNAL FUNDS	KPI FUNDS	% ACHIEVED
1 National Funds	RM0.00	RM5,985,000.00	RM4,498,080.00	RM10,483,080.00	RM9,000,000	116%
2 International Funds	RM0.00	RM77,087.50	RM0.00	RM77,087.50	RM1,000,000	8%
3 Private Funds	RM0.00	RM1,168,550.00	RM0.00	RM1,168,550.00	RM2,000,000	58%
TOTAL	RM0.00	RM7,270,223.19	RM4,498,080.00	RM11,768,103.19	RM12,000,000	98%

*Note: Data from RMS cut-off July 2023



KPI PUBLICATION BY FACULTY

FACULTY	SCOPUS JOURNAL				SCOPUS PROCEEDING				MYCITE JOURNAL			OTHER PUBLICATION			INDUSTRY JOINT PUBLICATION			INTERNATIONAL JOINT PUBLICATION			NATIONAL JOINT PUBLICATION			RESEARCH BOOK	BOOK CHAPTER
	KPI	ACHIEVED (Scopus)	SMPU	%	KPI	ACHIEVED (Scopus)	SMPU	%	KPI	ACHIEVED (MyCite)	%	KPI	ACHIEVED (SMPU)	%	KPI	ACHIEVED (Scopus)	%	KPI	ACHIEVED (Scopus)	%	KPI	ACHIEVED (Scopus)	%	ACHIEVED (Scopus & P. Penerbit)	ACHIEVED (Scopus & P. Penerbit)
1 FKAAB	213	82	61	39	53	12	13	23	67	23	35	133	18	14	40	5	13	40	49	123	40	48	120	2	16
2 FKEE	216	87	62	40	54	13	6	24	67	10	15	135	27	20	40	9	22	40	62	153	40	51	126	2	46
3 FKMP	233	68	50	29	58	72	18	124	73	22	30	146	21	14	44	14	32	44	47	107	44	66	151	2	41
4 FPTV	153	31	20	20	38	11	4	29	48	18	38	96	15	16	29	3	10	29	21	73	29	15	52	4	12
5 FPTP	139	34	23	25	35	22	4	63	43	18	42	87	56	65	26	0	0	26	30	115	26	30	115	5	69
6 FAST	121	69	55	57	30	16	2	53	38	13	34	76	18	24	23	3	13	23	35	154	23	36	158	1	3
7 FSKTM	115	48	26	42	29	4	7	14	36	1	3	72	15	21	22	2	9	22	27	125	22	23	107	2	20
8 FTK	188	39	20	21	47	18	8	38	59	10	17	117	31	26	35	9	26	35	11	31	35	34	97	3	28
9 PPB	20	0	2	0	5	1	0	20	6	1	16	13	21	164	4	0	0	4	0	0	4	1	26	1	0
10 PPD	145	12	7	8	36	4	2	11	45	6	13	91	35	39	27	0	0	27	4	15	27	10	37	0	15
11 PPUK	57	4	4	7	15	0	0	0	18	6	34	35	19	54	11	0	0	11	2	19	11	3	28	0	2
12 NA	-	1	0	-	-	0	0	-	-	0	0	-	0	-	-	0	-	-	0	-	-	0	-	0	0
13 OTHERS	-	3	1	-	-	0	0	-	-	2	0	-	5	-	-	0	-	-	0	-	-	2	-	0	0
TOTAL	1600	478	331	30	400	173	64	43	500	130	26	1000	281	28	300	45	15	300	288	96	300	319	106	22	252

*Note: Data from Scopus, SMPU, Pej. Penerbitan & MyCite cut-off July 2023

KPI FUNDS BY FACULTY

FACULTY	KPI	ACHIEVEMENT	%	Category
FKAAB	1,197,044	0.00	0%	National Funds (RM)
FKEE	1,214,778	0.00	0%	
FKMP	1,303,448	0.00	0%	
FPTV	860,099	0.00	0%	
FPTP	780,296	0.00	0%	
FAST	682,759	5,000.00	1%	
FSKTM	647,291	0.00	0%	
FTK	1,064,039	480,000.00	45%	
PPB	115,271	0.00	0%	
PPD	815,764	0.00	0%	
PPUK	319,212	0.00	0%	
OTHERS	0	5,500,000.00	NONE	
TOTAL	9,000,000	5,985,000.00	67%	
FKAAB	149,935	0.00	0%	International Funds (RM)
FKEE	164,276	62,652.00	38%	
FKMP	177,314	0.00	0%	
FPTV	99,087	4,435.50	4%	
FPTP	99,087	0.00	0%	
FAST	95,176	0.00	0%	
FSKTM	88,657	0.00	0%	
FTK	126,467	10,000.00	8%	
PPB	0	0.00	NONE	
PPD	0	0.00	NONE	
PPUK	0	0.00	NONE	
OTHERS	0	0.00	NONE	
TOTAL	1,000,000	77,087.50	8%	
FKAAB	299,870	100,000.00	33%	Private Funds (RM)
FKEE	328,553	97,000.00	30%	
FKMP	354,628	344,000.00	97%	
FPTV	198,175	20,000.00	10%	
FPTP	198,175	110,000.00	56%	
FAST	190,352	13,100.00	7%	
FSKTM	177,314	120,000.00	68%	
FTK	252,934	354,450.00	140%	
PPB	0	0.00	NONE	
PPD	0	0.00	NONE	
PPUK	0	10,000.00	NONE	
OTHERS	0	0.00	NONE	
TOTAL	2,000,000	1,168,550.00	58%	
FKAAB	101	109	108%	Principle Investigator (PI)
FKEE	103	107	104%	
FKMP	110	99	90%	
FPTV	73	79	109%	
FPTP	66	66	100%	
FAST	58	67	116%	
FSKTM	55	55	100%	
FTK	90	91	101%	
PPB	10	11	113%	
PPD	69	60	87%	
PPUK	27	32	119%	
OTHERS	0	0	NONE	
TOTAL	761	776	102%	

*Note: Data from RMS cut-off July 2023