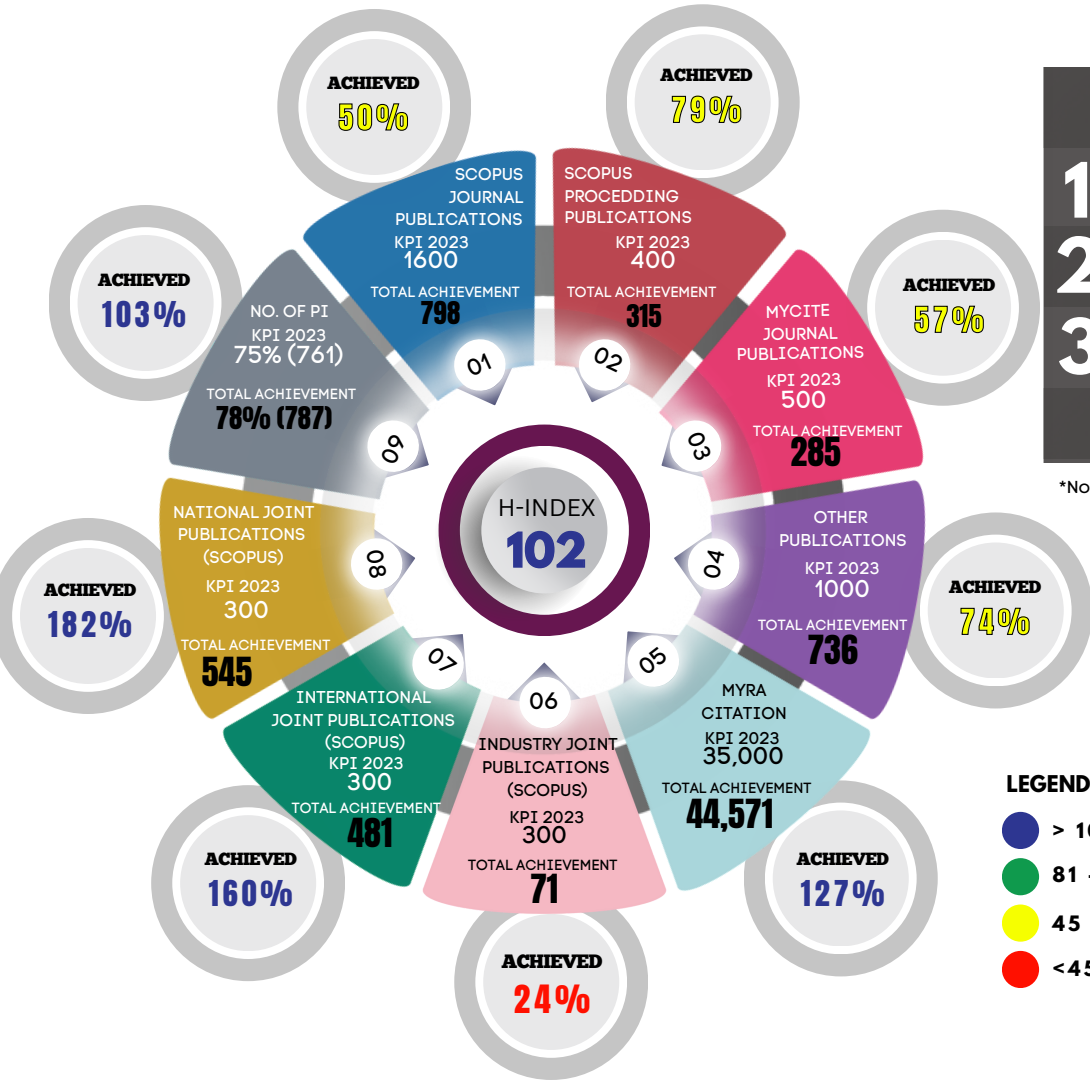


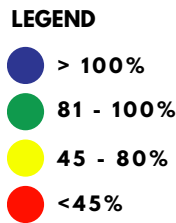

NOVEMBER 2023

KPI PERFORMANCE FOR PUBLICATION & FUNDS



TYPES OF FUNDS	IN-KIND FUNDS	RESEARCH FUNDS	NON-RESEARCH FUNDS	TOTAL EXTERNAL FUNDS	KPI FUNDS	% ACHIEVED
1 National Funds	RM0.00	RM10,613,729.00	RM4,498,080.00	RM15,111,809.00	RM9,000,000	168%
2 International Funds	RM0.00	RM213,302.76	RM0.00	RM213,302.76	RM1,000,000	21%
3 Private Funds	RM0.00	RM1,321,850.00	RM0.00	RM1,321,850.00	RM2,000,000	66%
TOTAL	RM0.00	RM12,148,881.76	RM4,498,080.00	RM16,646,961.76	RM12,000,000	139%

*Note: Data from RMS cut-off November 2023



KPI PUBLICATION BY FACULTY

FACULTY	SCOPUS JOURNAL				SCOPUS PROCEEDING				MYCITE JOURNAL			OTHER PUBLICATION			INDUSTRY JOINT PUBLICATION			INTERNATIONAL JOINT PUBLICATION			NATIONAL JOINT PUBLICATION			RESEARCH BOOK	BOOK CHAPTER
	KPI	ACHIEVED (Scopus)	SMPU	%	KPI	ACHIEVED (Scopus)	SMPU	%	KPI	ACHIEVED (MyCite)	%	KPI	ACHIEVED (SMPU)	%	KPI	ACHIEVED (Scopus)	%	KPI	ACHIEVED (Scopus)	%	KPI	ACHIEVED (Scopus)	%	KPI	ACHIEVED (Scopus & P. Penerbit)
1 FKAAB	213	134	102	63	53	59	34	111	67	49	74	133	53	40	40	8	20	40	90	226	40	96	241	3	41
2 FKEE	216	132	101	61	54	35	27	65	67	20	30	135	84	62	40	14	35	40	90	222	40	79	195	4	75
3 FKMP	233	105	84	45	58	77	30	133	73	35	48	146	75	51	44	15	34	44	66	151	44	86	197	3	47
4 FPTV	153	51	40	33	38	17	14	45	48	41	86	96	37	39	29	3	10	29	31	108	29	28	98	7	63
5 FPTP	139	67	59	48	35	36	16	103	43	52	120	87	106	122	26	3	12	26	49	188	26	50	192	8	89
6 FAST	121	115	96	95	30	22	17	73	38	26	69	76	51	67	23	10	44	23	58	255	23	64	281	1	7
7 FSKTM	115	80	57	70	29	19	15	66	36	3	8	72	59	82	22	4	19	22	57	264	22	43	199	3	25
8 FTK	188	77	63	41	47	25	23	53	59	29	49	117	78	67	35	13	37	35	27	77	35	66	188	4	49
9 PPB	20	0	2	0	5	1	0	20	6	4	62	13	66	515	4	0	0	4	0	0	4	1	26	1	1
10 PPD	145	21	19	14	36	11	6	31	45	13	29	91	70	77	27	1	4	27	7	26	27	18	66	0	23
11 PPUK	57	10	15	18	15	13	9	87	18	11	62	35	48	135	11	0	0	11	6	57	11	11	103	1	8
12 NA	-	2	0	-	-	0	0	-	-	0	0	-	1	-	-	0	-	-	0	-	-	0	-	0	1
13 OTHERS	-	4	2	-	-	0	0	-	-	2	0	-	8	-	-	0	-	-	0	-	-	3	-	0	0
TOTAL	1600	798	640	50	400	315	191	79	500	285	57	1000	736	74	300	71	24	300	481	160	300	545	182	35	429

*Note: Data from Scopus, SMPU, Pej. Penerbitan & MyCite cut-off November 2023

KPI FUNDS BY FACULTY

FACULTY	KPI	ACHIEVEMENT	%	Category
FKAAB	1,197,044	408,400.00	34%	National Funds (RM)
FKEE	1,214,778	643,680.00	53%	
FKMP	1,303,448	676,352.00	52%	
FPTV	860,099	0.00	0%	
FPTP	780,296	86,000.00	11%	
FAST	682,759	938,375.00	137%	
FSKTM	647,291	169,300.00	26%	
FTK	1,064,039	1,184,396.00	111%	
PPB	115,271	0.00	0%	
PPD	815,764	170,092.00	21%	
PPUK	319,212	87,134.00	27%	
OTHERS	0	6,250,000.00	NONE	
TOTAL	9,000,000	10,613,729.00	118%	
FKAAB	149,935	49,469.21	33%	International Funds (RM)
FKEE	164,276	101,862.40	62%	
FKMP	177,314	0.00	0%	
FPTV	99,087	42,401.15	43%	
FPTP	99,087	0.00	0%	
FAST	95,176	9,570.00	10%	
FSKTM	88,657	0.00	0%	
FTK	126,467	10,000.00	8%	
PPB	0	0.00	NONE	
PPD	0	0.00	NONE	
PPUK	0	0.00	NONE	
OTHERS	0	0.00	NONE	
TOTAL	1,000,000	213,302.76	21%	
FKAAB	299,870	102,000.00	34%	Private Funds (RM)
FKEE	328,553	118,300.00	36%	
FKMP	354,628	369,000.00	104%	
FPTV	198,175	60,000.00	30%	
FPTP	198,175	110,000.00	56%	
FAST	190,352	13,100.00	7%	
FSKTM	177,314	132,000.00	74%	
FTK	252,934	387,450.00	153%	
PPB	0	0.00	NONE	
PPD	0	20,000.00	NONE	
PPUK	0	10,000.00	NONE	
OTHERS	0	0.00	NONE	
TOTAL	2,000,000	1,321,850.00	66%	
FKAAB	101	110	109%	Principle Investigator (PI)
FKEE	103	107	104%	
FKMP	110	105	95%	
FPTV	73	78	107%	
FPTP	66	64	97%	
FAST	58	69	119%	
FSKTM	55	57	104%	
FTK	90	95	106%	
PPB	10	11	113%	
PPD	69	60	87%	
PPUK	27	31	115%	
OTHERS	0	0	NONE	
TOTAL	761	787	103%	

*Note: Data from RMS cut-off November 2023