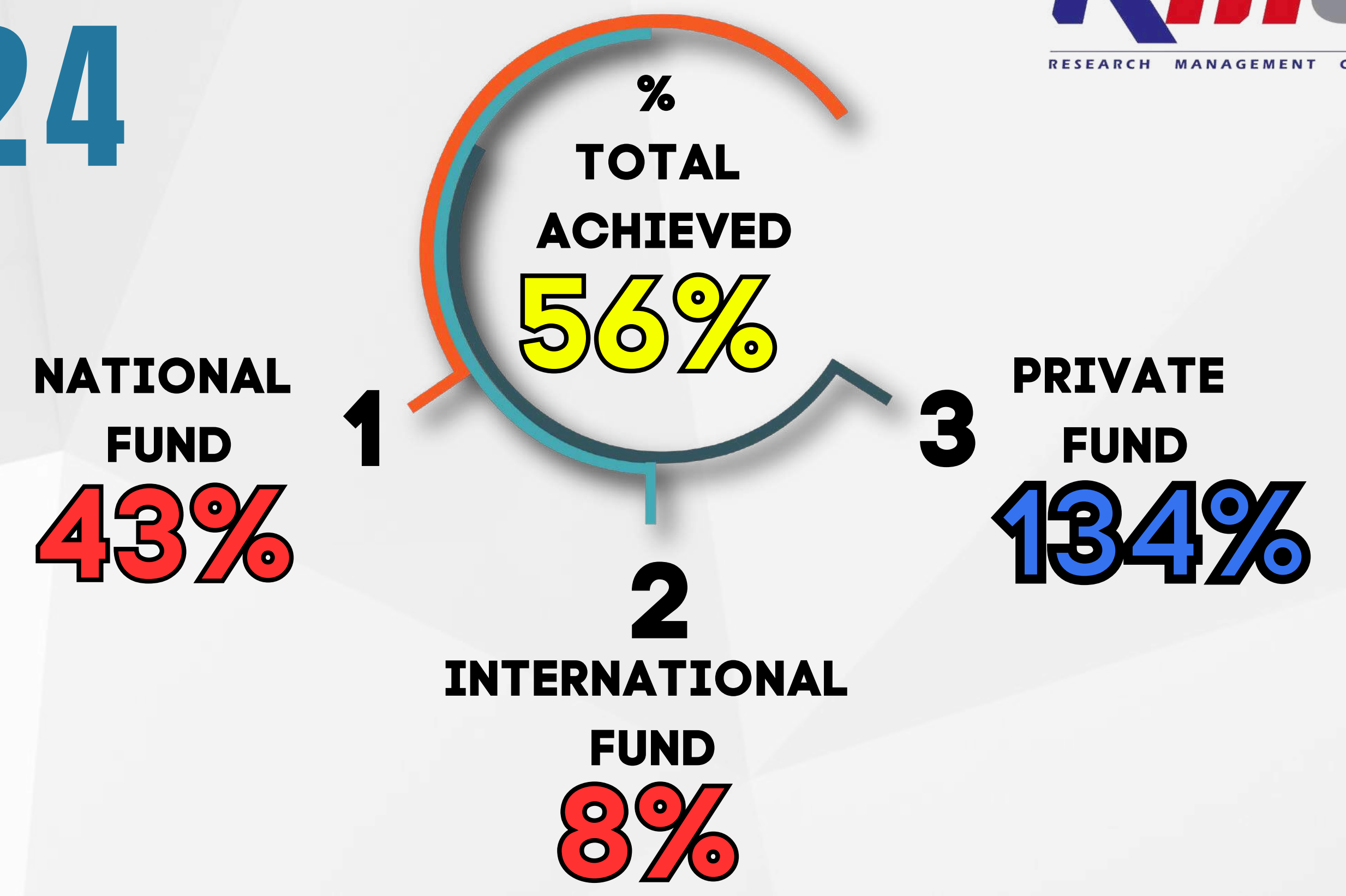
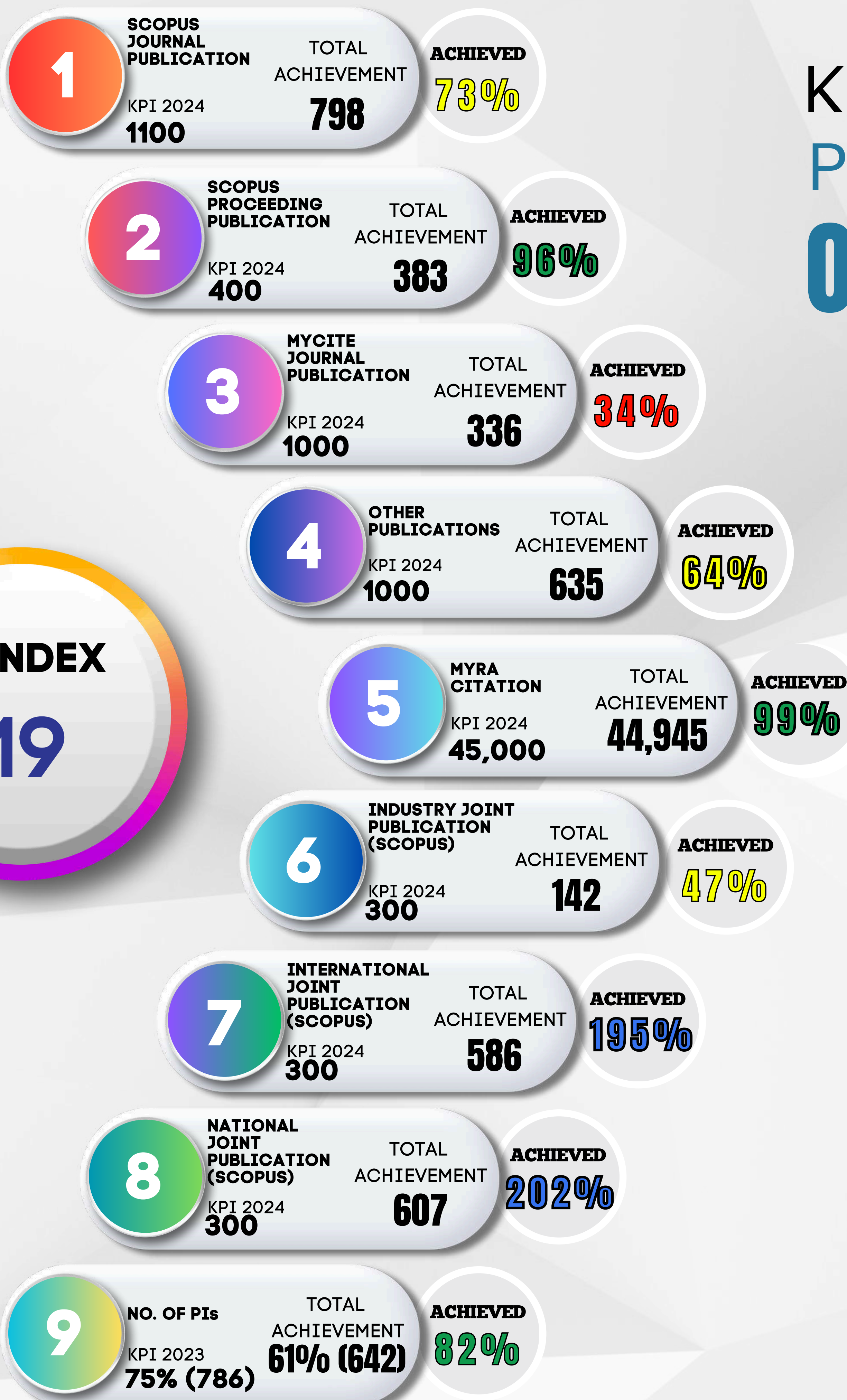


KPI ACHIEVEMENT FOR PUBLICATION & FUND OCTOBER 2024



LEGEND:

- > 100% (Green)
- 81 - 100% (Light Green)
- 45 - 80% (Yellow)
- < 45% (Red)

TYPES OF FUNDS	RESEARCH FUND	NON-RESEARCH FUND	TOTAL EXTERNAL FUND	KPI FUND	% ACHIEVED
National Fund	RM7,980,928.32	RM0.00	RM7,980,928.32	RM18,500,000	43%
International Fund	RM112,844.69	RM0.00	RM112,844.69	RM1,500,000	8%
Private Fund	RM5,355,325.60	RM0.00	RM5,355,325.60	RM4,000,000	134%
TOTAL	RM13,449,098.61	RM0.00	RM13,449,098.61	RM24,000,000	56%

*Note: Data from RMS cut-off Oct 2024

KPI PUBLICATION BY FACULTY

FACULTY	SCOPUS JOURNAL				SCOPUS PROCEEDING				MYCITE JOURNAL			OTHER PUBLICATIONS			INDUSTRY JOINT PUBLICATION			INTERNATIONAL JOINT PUBLICATION			NATIONAL JOINT PUBLICATION			RESEARCH BOOK ACHIEVED (Scopus & P. Penerbit)	BOOK CHAPTER ACHIEVED (Scopus & P. Penerbit)	INDEXED JOURNAL ACHIEVED (Other Than Scopus & MyCite)	
	KPI	ACHIEVED (Scopus)	SMPU	%	KPI	ACHIEVED (Scopus)	SMPU	%	KPI	ACHIEVED (MyCite)	%	KPI	ACHIEVED (SMPU)	%	KPI	ACHIEVED (Scopus)	%	KPI	ACHIEVED (Scopus)	%	KPI	ACHIEVED (Scopus)	%				
1 FKAAB	151	110	63	73	55	83	47	151	137	37	27	137	31	23	41	24	58	41	100	243	41	81	197	1	13	6	
2 FKEE	148	125	91	84	54	63	22	117	135	39	29	135	44	33	40	21	52	40	106	263	40	104	258	1	59	3	
3 FKMP	155	130	102	84	56	53	38	94	141	60	42	141	32	23	42	29	68	42	77	182	42	81	191	1	11	22	
4 FPTV	103	39	48	38	37	26	17	70	94	43	46	94	30	32	28	3	11	28	33	118	28	29	103	1	28	10	
5 FPTP	80	80	63	100	29	21	10	72	73	42	58	73	103	142	22	4	18	22	47	216	22	58	267	3	57	8	
6 FAST	81	108	81	134	29	37	18	126	73	27	37	73	37	50	22	22	100	22	62	281	22	73	331	5	10	6	
7 FSKTM	80	55	50	69	29	27	8	93	73	4	6	73	68	94	22	5	23	22	62	285	22	37	170	0	5	3	
8 FTK	135	91	82	67	49	63	37	128	123	44	36	123	64	52	37	26	70	37	61	165	37	94	255	2	42	26	
9 JBS	9	6	6	64	3	0	0	0	9	0	0	9	22	256	3	1	39	3	10	388	3	10	388	0	19	5	
10 PPB	16	3	3	19	6	1	2	17	14	2	14	14	76	531	4	0	0	4	2	47	4	1	23	1	34	1	
11 PPD	101	25	21	25	37	5	4	14	92	23	25	92	92	100	27	4	15	27	12	44	27	16	58	0	217	5	
12 PPUK	41	17	27	42	15	1	1	7	37	13	35	37	25	67	11	2	18	11	7	63	11	12	107	0	50	17	
13 NA	-	1	0	-	-	0	0	-	-	0	0	-	0	-	-	0	-	-	1	-	-	0	0	-	0	0	0
14 OTHERS	-	8	0	-	-	3	0	-	-	2	0	-	11	-	-	1	-	-	6	-	-	11	-	1	18	0	
TOTAL	1,100	798	637	73	400	383	204	96	1000	336	34	1000	635	64	300	142	47	300	586	195	300	607	202	16	563	112	

*Note: Data from Scopus, SMPU, Pejabat Penerbit & MyCite cut-off Oct 2024

KPI FUND BY FACULTY

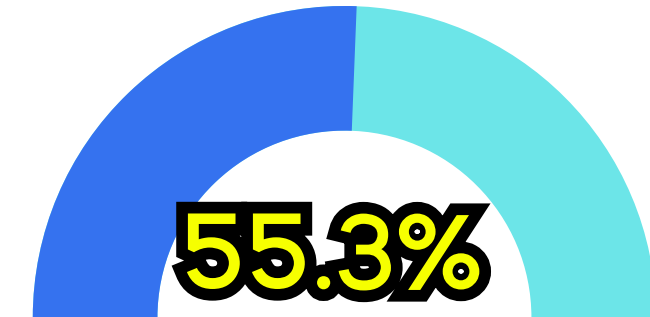
FACULTY	National Fund (RM)			International Fund (RM)			Private Fund (RM)			Principle Investigator (PI)		
	KPI	ACHIEVEMENT	%	KPI	ACHIEVEMENT	%	KPI	ACHIEVEMENT	%	KPI	ACHIEVED	%
1 FKAAB	2,541,985	1,764,290.60	69%	240,535	52,060.00	22%	641,425	120,000.00	19%	108	86	80%
2 FKEE	2,489,027	1,249,788.72	50%	235,523	24,278.46	10%	628,062	1,348,307.60	215%	106	95	90%
3 FKMP	2,612,595	466,396.00	18%	247,216	0.00	0%	659,243	1,587,686.00	241%	111	83	75%
4 FPTV	1,729,962	231,960.00	13%	163,697	4,569.02	3%	436,526	60,000.00	14%	74	65	88%
5 FPTP	1,341,603	546,840.00	41%	126,949	0.00	0%	338,530	0.00	0%	57	47	82%
6 FAST	1,359,256	1,178,093.00	87%	128,619	20,714.00	16%	342,984	340,532.00	99%	58	63	109%
7 FSKTM	1,341,603	226,400.00	17%	126,949	0.00	0%	338,530	707,000.00	209%	57	47	82%
8 FTK	2,277,195	1,912,260.00	84%	215,479	11,223.21	5%	574,610	987,200.00	172%	97	81	84%
9 JBS	158,874	30,000.00	19%	15,033	0.00	0%	40,089	0.00	0%	7	4	59%
10 PPB	264,790	0.00	0%	0	0.00	NONE	0	0.00	NONE	11	3	27%
11 PPD	1,694,656	214,900.00	13%	0	0.00	NONE	0	204,600.00	NONE	72	46	64%
12 PPUK	688,454	160,000.00	23%	0	0.00	NONE	0	0.00	NONE	29	22	75%
13 OTHERS	0	0.00	NONE	0	0.00	NONE	0	0.00	NONE	-	0	NONE
TOTAL	18,500,000	7,980,928.32	43%	1,500,000	112,844.69	8%	4,000,000	5,355,325.60	134%	786	642	82%

*Note: Data from RMS cut-off Oct 2024

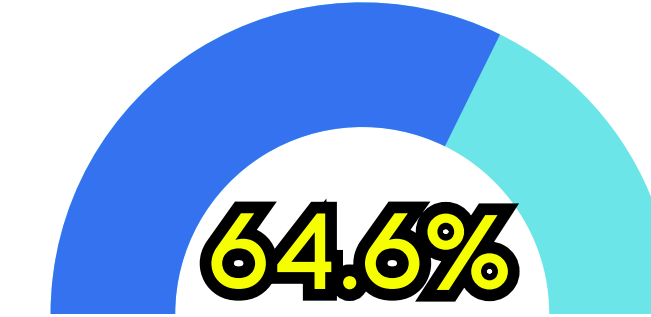
KPI ACHIEVEMENT FOR CORE INITIATIVE PROJECT (WORKSPACE)

OCTOBER 2024

F2.1.1-W Mentoring Penerbitan WOS

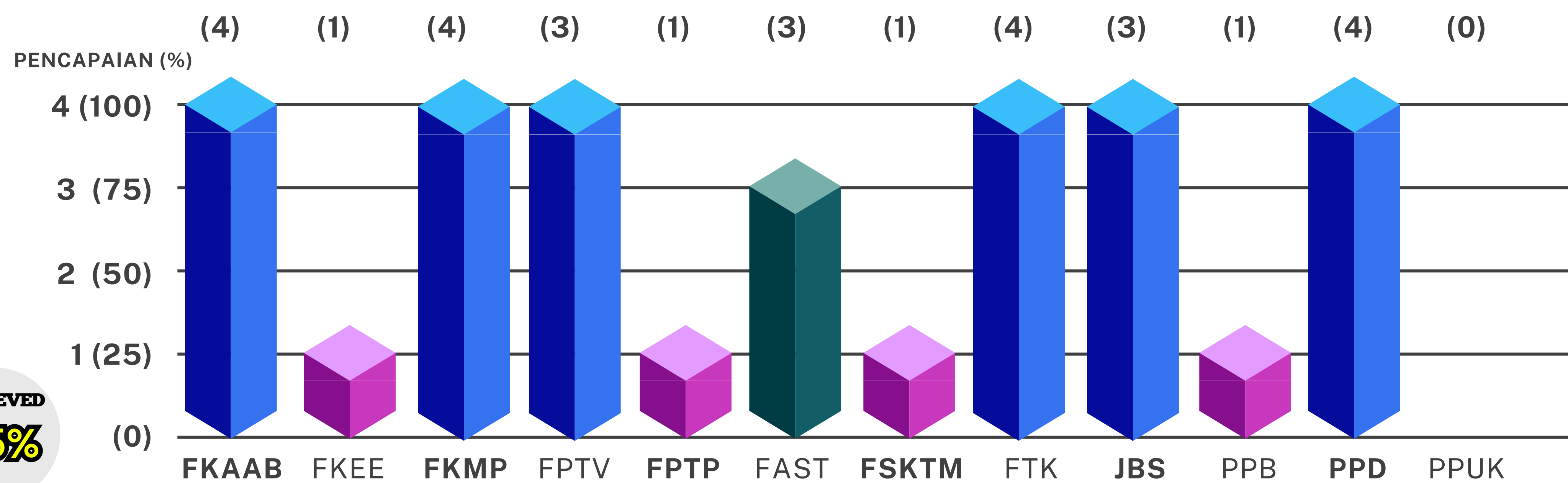


F2.1.2-W Bengkel Penerbitan Scopus/Mycite








Bengkel/webinar penerbitan memerlukan peserta hasilkan penerbitan terindeks Scopus.

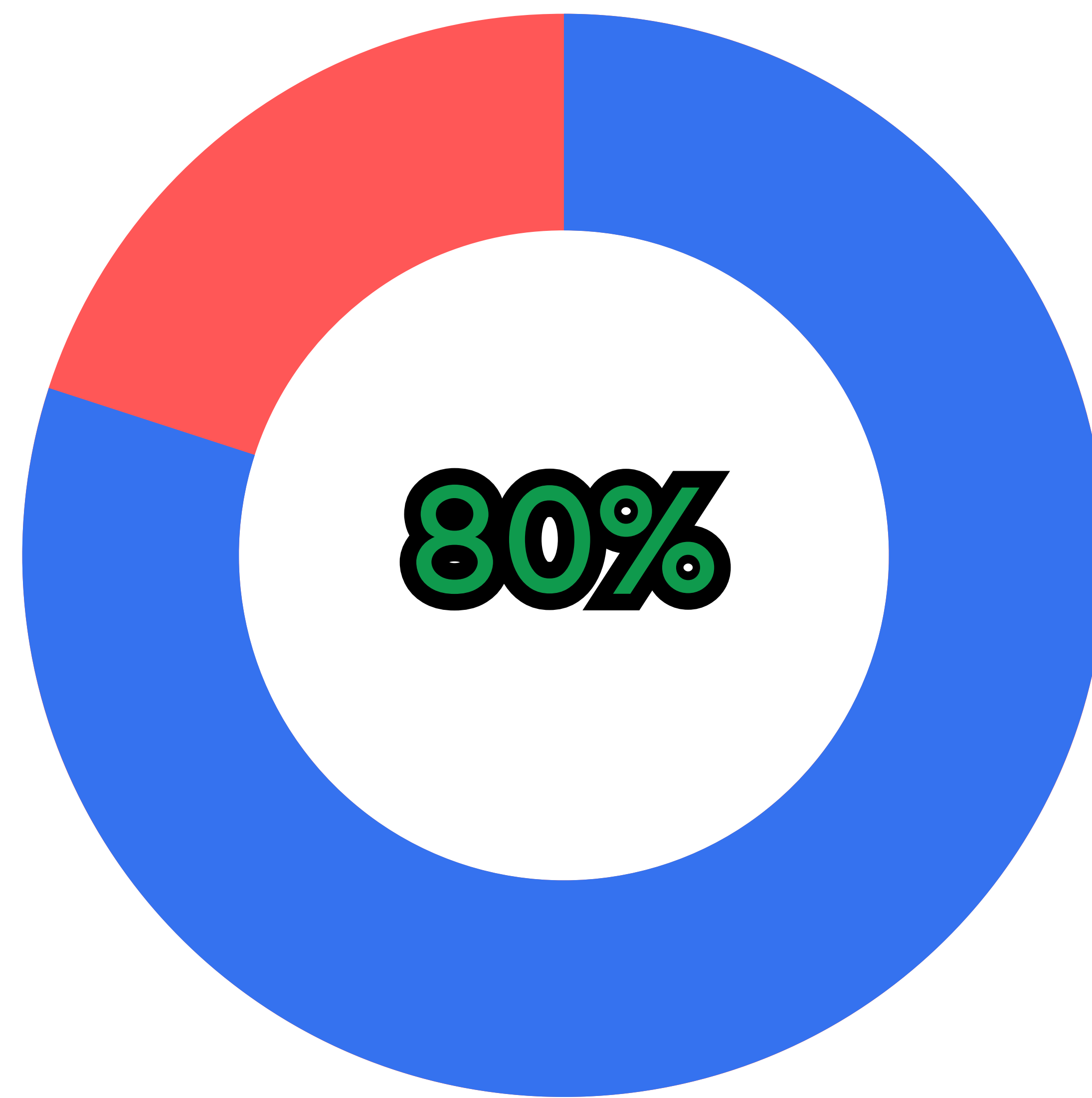
Tujuan bengkel ini ialah untuk meningkatkan penerbitan dengan memberi tumpuan kepada kakitangan yang kurang aktif menulis.



Mentoring Penerbitan WOS



F2.1.4-W Penambahbaikan Pemarkahan Penerbitan Dalam LNPT



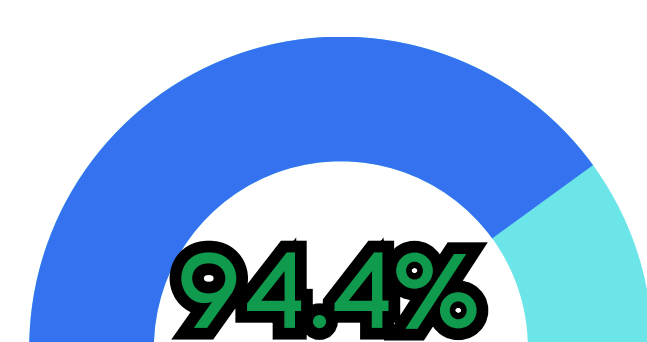
LEGEND :

- > 100%
- 81 - 100%
- 45 - 80%
- < 45%

Sasaran 2024

Semua staf berjawatan Profesor yang tidak memegang jawatan giliran berjaya membantu menghasilkan penerbitan berimpak menerusi kerjasama dengan penyelidik muda

F2.1.3-W Dana Penyelidikan Luar Bukan KPT



FACULTY	SESI LAWATAN	PENCAPAIAN	%	SESI PERKONGSIAN	PENCAPAIAN	%
1 FKAAB	1	2	200	1	0	0
2 FKEE	1	1	100	1	2	200
3 FKMP	1	0	0	1	0	0
4 FPTV	1	0	0	1	0	0
5 FPTP	1	2	200	1	0	0
6 FAST	1	1	100	1	0	0
7 FSKTM	1	1	100	1	0	0
8 FTK	1	2	200	1	1	100
9 JBS	1	2	200	1	1	100
TOTAL	9	8	89	9	4	44