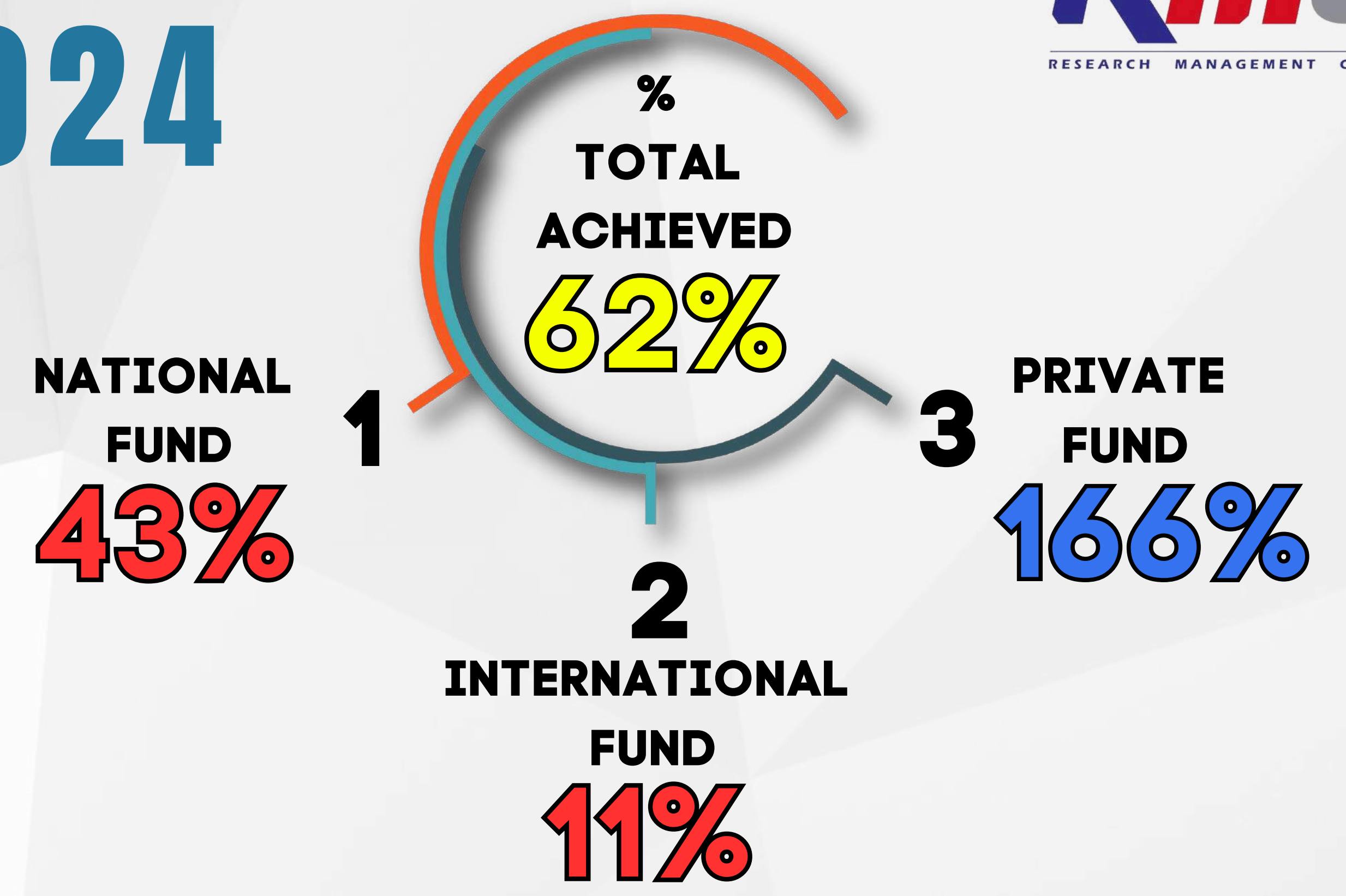
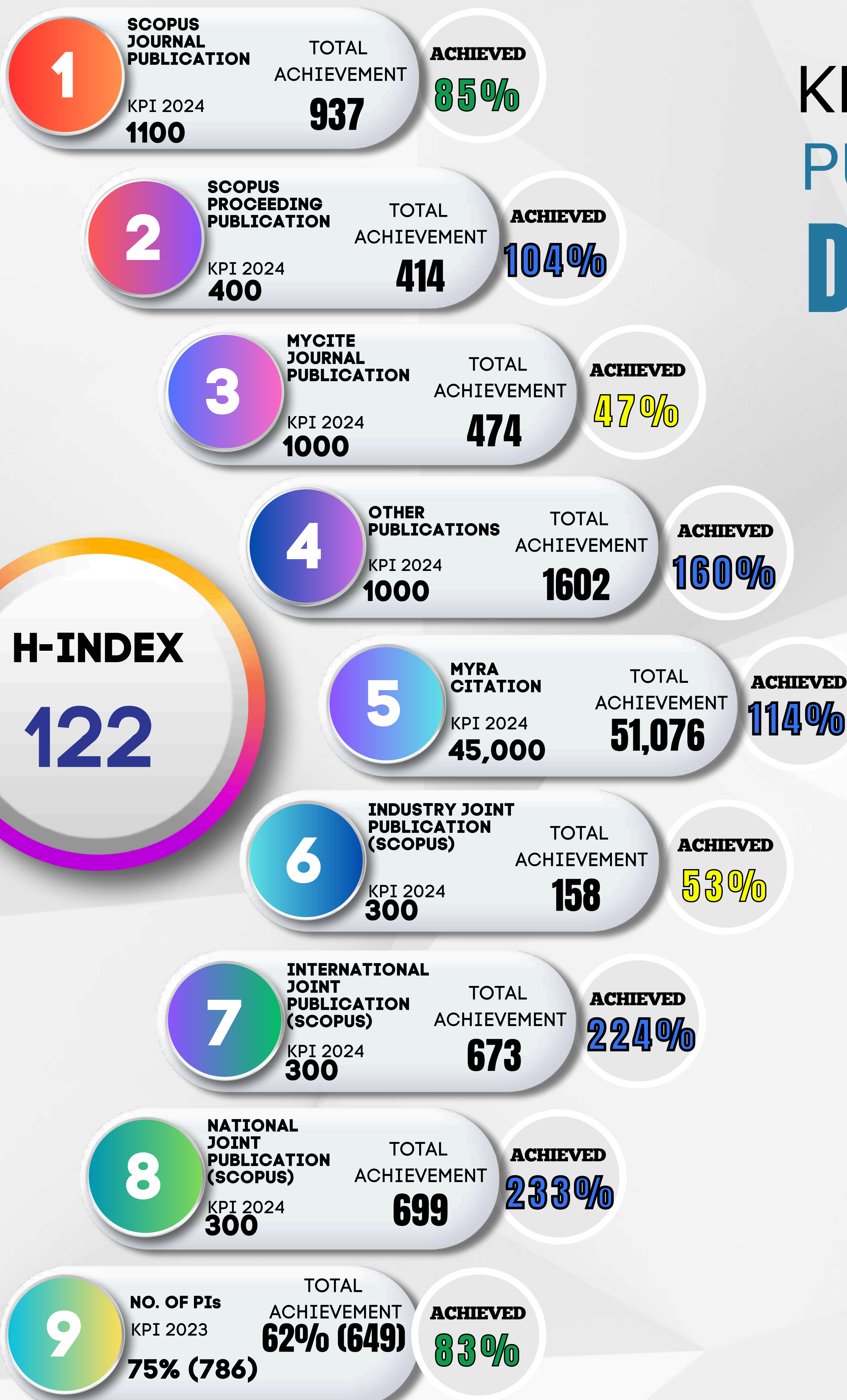


# KPI ACHIEVEMENT FOR PUBLICATION & FUND

## DISEMBER 2024



**LEGEND:**

- > 100% (Green)
- 81 - 100% (Yellow)
- 45 - 80% (Orange)
- < 45% (Red)

TYPES OF FUNDS	RESEARCH FUND	NON-RESEARCH FUND	TOTAL EXTERNAL FUND	KPI FUND	% ACHIEVED
National Fund	RM7,980,928.32	RM0.00	RM7,980,928.32	RM18,500,000	43%
International Fund	RM159,928.86	RM0.00	RM159,928.86	RM1,500,000	11%
Private Fund	RM6,639,647.10	RM0.00	RM6,639,647.10	RM4,000,000	166%
<b>TOTAL</b>	<b>RM14,780,504.28</b>	<b>RM0.00</b>	<b>RM14,780,504.28</b>	<b>RM24,000,000</b>	<b>62%</b>

\*Note: Data from RMS cut-off Dis 2024

### KPI PUBLICATION BY FACULTY

FACULTY	SCOPUS JOURNAL				SCOPUS PROCEEDING				MYCITE JOURNAL			OTHER PUBLICATIONS			INDUSTRY JOINT PUBLICATION			INTERNATIONAL JOINT PUBLICATION			NATIONAL JOINT PUBLICATION			RESEARCH BOOK ACHIEVED (Scopus & P. Penerbit)	BOOK CHAPTER ACHIEVED (Scopus & P. Penerbit)	INDEXED JOURNAL ACHIEVED (Other Than Scopus & MyCite)	
	KPI	ACHIEVED (Scopus)	SMPU	%	KPI	ACHIEVED (Scopus)	SMPU	%	KPI	ACHIEVED (MyCite)	%	KPI	ACHIEVED (SMPU)	%	KPI	ACHIEVED (Scopus)	%	KPI	ACHIEVED (Scopus)	%	KPI	ACHIEVED (Scopus)	%				
1 FKAAB	151	122	94	81	55	83	67	151	137	50	36	137	88	64	41	24	58	41	106	257	41	86	209	1	12	14	
2 FKEE	148	143	120	97	54	67	49	124	135	45	33	135	111	83	40	26	64	40	118	292	40	116	287	1	59	8	
3 FKMP	155	147	145	95	56	58	47	103	141	80	57	141	110	78	42	31	73	42	87	205	42	93	220	1	14	61	
4 FPTV	103	67	85	65	37	27	23	72	94	58	62	94	98	105	28	3	11	28	47	168	28	40	143	2	28	21	
5 FPTP	80	87	92	109	29	28	12	97	73	49	68	73	255	352	22	4	18	22	56	257	22	63	290	4	73	16	
6 FAST	81	126	119	156	29	48	31	163	73	49	67	73	133	181	22	25	113	22	76	345	22	90	408	5	41	13	
7 FSKTM	80	69	77	86	29	28	20	97	73	10	14	73	203	280	22	6	28	22	71	326	22	45	207	0	5	8	
8 FTK	135	111	111	82	49	65	47	132	123	77	63	123	221	180	37	31	84	37	72	195	37	111	301	3	60	44	
9 JBS	9	4	7	42	3	0	0	0	9	0	0	9	15	175	3	0	0	3	8	311	3	9	349	0	19	5	
10 PPB	16	3	5	19	6	1	2	17	14	2	14	14	117	817	4	0	0	4	2	47	4	1	23	1	34	3	
11 PPD	101	30	26	30	37	5	5	14	92	29	32	92	178	194	27	4	15	27	14	51	27	21	76	0	232	7	
12 PPUK	41	19	32	46	15	1	2	7	37	23	62	37	56	150	11	3	27	11	9	81	11	13	116	3	59	24	
13 NA	-	1	0	-	-	0	0	-	-	0	-	-	0	-	-	0	-	-	1	-	-	0	0	-	0	0	0
14 OTHERS	-	8	0	-	-	3	0	-	-	2	-	-	17	-	-	1	-	-	6	-	-	11	-	1	18	0	
<b>TOTAL</b>	<b>1,100</b>	<b>937</b>	<b>913</b>	<b>85</b>	<b>400</b>	<b>414</b>	<b>305</b>	<b>104</b>	<b>1000</b>	<b>474</b>	<b>47</b>	<b>1000</b>	<b>1602</b>	<b>160</b>	<b>300</b>	<b>158</b>	<b>53</b>	<b>300</b>	<b>673</b>	<b>224</b>	<b>300</b>	<b>699</b>	<b>233</b>	<b>22</b>	<b>654</b>	<b>224</b>	

\*Note: Data from Scopus, SMPU, Pejabat Penerbit & MyCite cut-off Dis 2024

### KPI FUND BY FACULTY

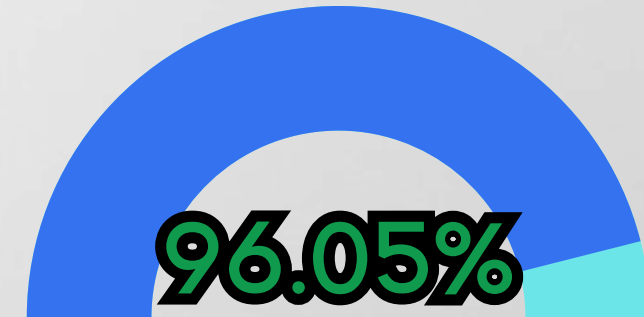
FACULTY	National Fund (RM)			International Fund (RM)			Private Fund (RM)			Principle Investigator (PI)		
	KPI	ACHIEVEMENT	%	KPI	ACHIEVEMENT	%	KPI	ACHIEVEMENT	%	KPI	ACHIEVED	%
1 FKAAB	2,541,985	1,764,290.60	69%	240,535	65,248.22	27%	641,425	1,206,764.00	188%	108	86	80%
2 FKEE	2,489,027	1,249,788.72	50%	235,523	24,278.46	10%	628,062	1,348,307.60	215%	106	95	90%
3 FKMP	2,612,595	466,396.00	18%	247,216	0.00	0%	659,243	1,587,686.00	241%	111	84	76%
4 FPTV	1,729,962	231,960.00	13%	163,697	4,569.02	3%	436,526	60,000.00	14%	74	66	90%
5 FPTP	1,341,603	546,840.00	41%	126,949	0.00	0%	338,530	0.00	0%	57	48	84%
6 FAST	1,359,256	1,178,093.00	87%	128,619	20,714.00	16%	342,984	340,532.00	99%	58	64	111%
7 FSKTM	1,341,603	226,400.00	17%	126,949	0.00	0%	338,530	707,000.00	209%	57	46	81%
8 FTK	2,277,195	1,912,260.00	84%	215,479	26,306.66	12%	574,610	1,112,937.50	194%	97	82	85%
9 JBS	158,874	30,000.00	19%	15,033	0.00	0%	40,089	0.00	0%	7	6	89%
10 PPB	264,790	0.00	0%	0	0.00	NONE	0	0.00	NONE	11	3	27%
11 PPD	1,694,656	214,900.00	13%	0	0.00	NONE	0	276,420.00	NONE	72	46	64%
12 PPUK	688,454	160,000.00	23%	0	18,812.50	NONE	0	0.00	NONE	29	23	79%
13 OTHERS	0	0.00	NONE	0	0.00	NONE	0	0.00	NONE	-	0	NONE
<b>TOTAL</b>	<b>18,500,000</b>	<b>7,980,928.32</b>	<b>43%</b>	<b>1,500,000</b>	<b>159,928.86</b>	<b>11%</b>	<b>4,000,000</b>	<b>6,639,647.10</b>	<b>166%</b>	<b>786</b>	<b>649</b>	<b>83%</b>

\*Note: Data from RMS cut-off Dis 2024

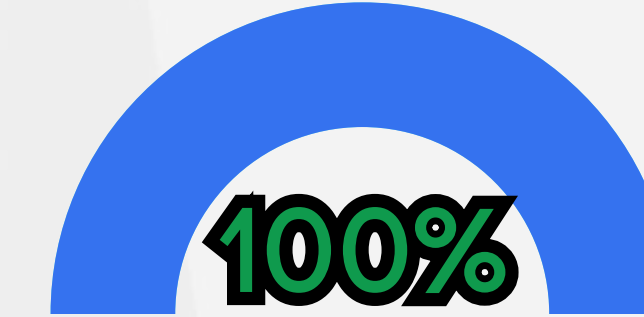


# KPI ACHIEVEMENT FOR CORE INITIATIVE PROJECT (WORKSPACE) DISEMBER 2024

## F2.1.1-W Mentoring Penerbitan WOS

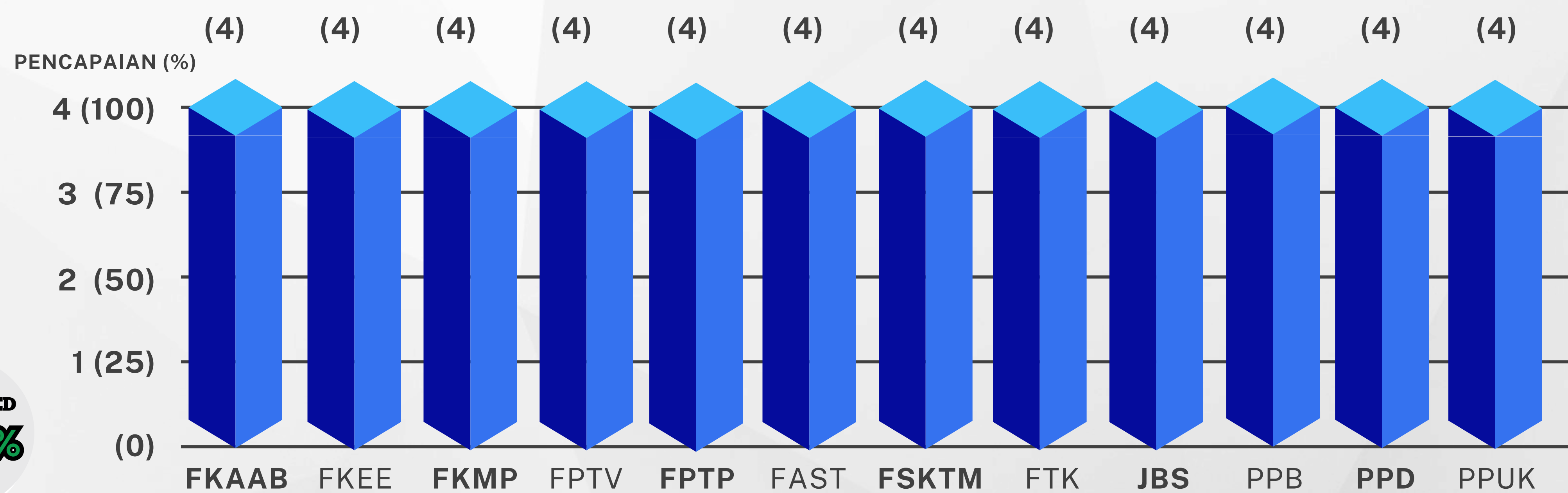


## F2.1.2-W Bengkel Penerbitan Scopus/Mycite



Bengkel/webinar penerbitan memerlukan peserta hasilkan penerbitan terindeks Scopus.

Tujuan bengkel ini ialah untuk meningkatkan penerbitan dengan memberi tumpuan kepada kakitangan yang kurang aktif menulis.



**Mentoring  
Penerbitan  
WOS**

FKAAB

ACHIEVED  
100%

FKEE

ACHIEVED  
87.5%

FKMP

ACHIEVED  
100%

FPTP

ACHIEVED  
87.5%

FAST

ACHIEVED  
100%

FSKTM

ACHIEVED  
100%

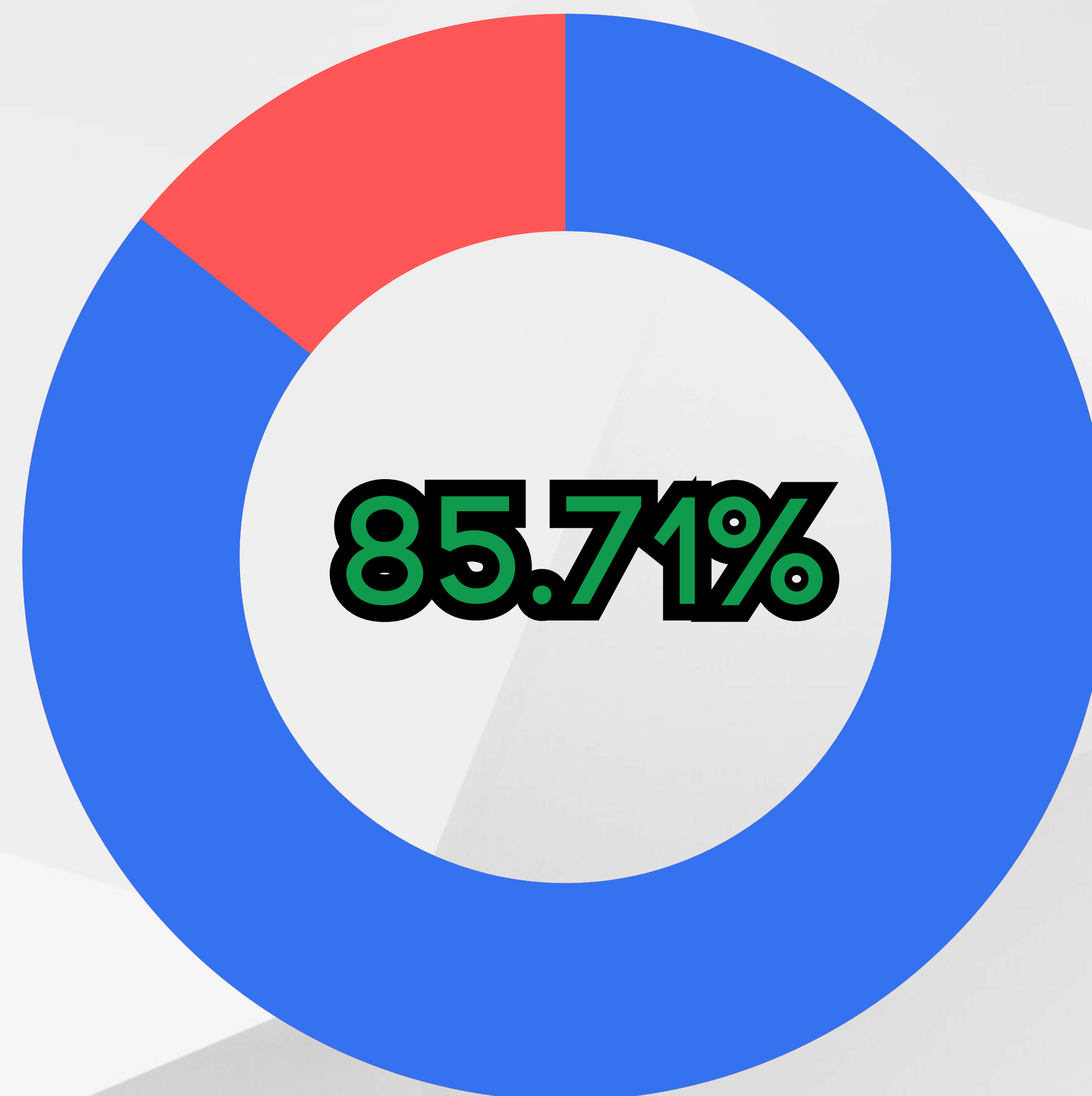
FTK

ACHIEVED  
100%

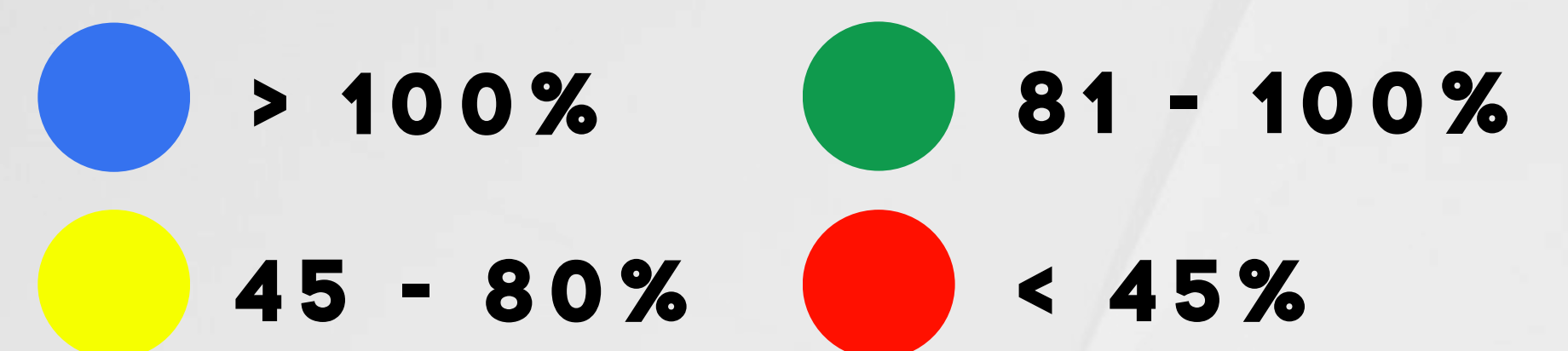
JBS

ACHIEVED  
75%

## F2.1.4-W Penambahbaikan Pemarkahan Penerbitan Dalam LNPT



LEGEND :



## Sasaran 2024

Semua staf berjawatan Profesor yang tidak memegang jawatan giliran berjaya membantu menghasilkan penerbitan berimpak menerusi kerjasama dengan penyelidik muda

## F2.1.3-W Dana Penyelidikan Luar Bukan KPT



FACULTY	SESI LAWATAN			SESI PERKONGSIAN		
	SESI LAWATAN	PENCAPAIAN	%	SESI PERKONGSIAN	PENCAPAIAN	%
1 FKAAB	1	2	200	1	1	100
2 FKEE	1	1	100	1	2	200
3 FKMP	1	2	100	1	2	200
4 FPTV	1	1	100	1	1	100
5 FPTP	1	2	200	1	1	100
6 FAST	1	1	100	1	1	100
7 FSKTM	1	1	100	1	1	100
8 FTK	1	2	200	1	1	100
9 JBS	1	2	200	1	1	100
<b>TOTAL</b>	<b>9</b>	<b>14</b>	<b>155%</b>	<b>9</b>	<b>11</b>	<b>122%</b>