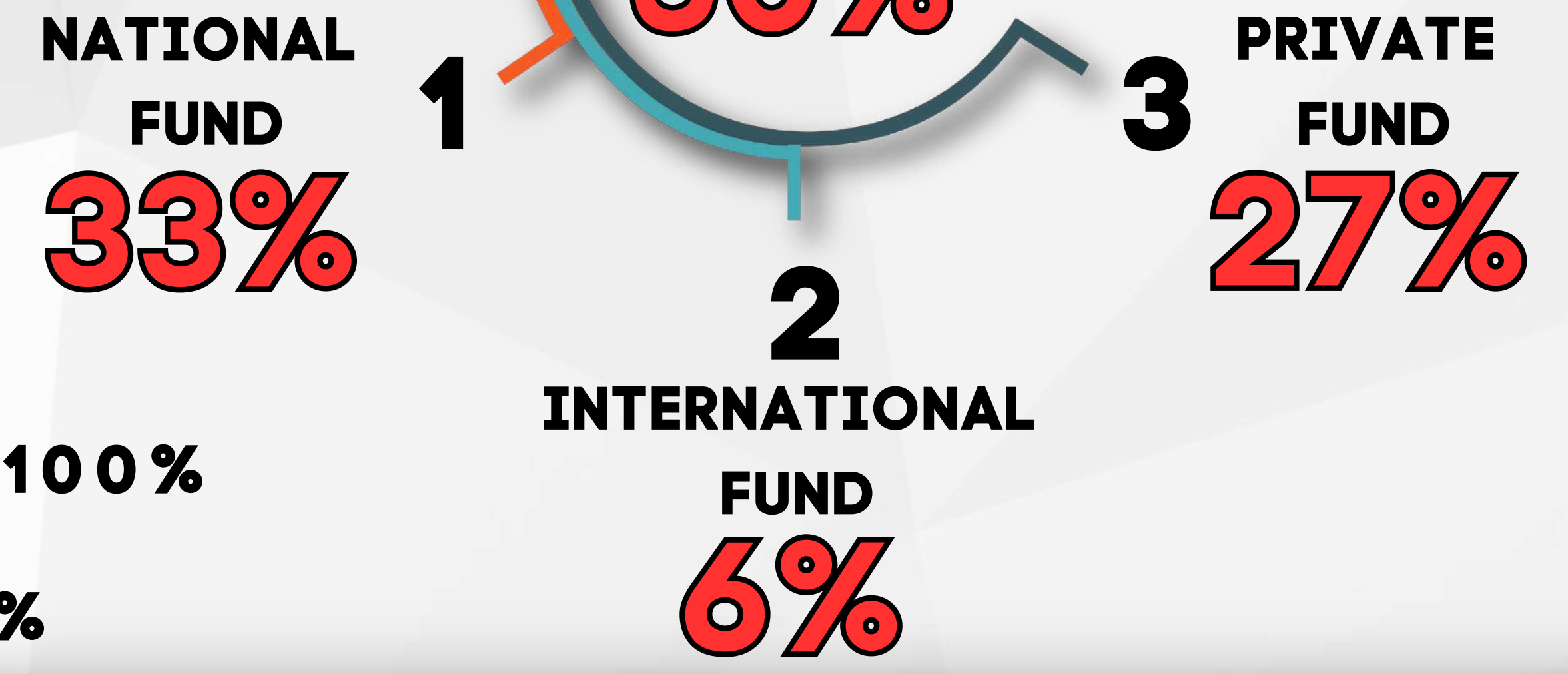
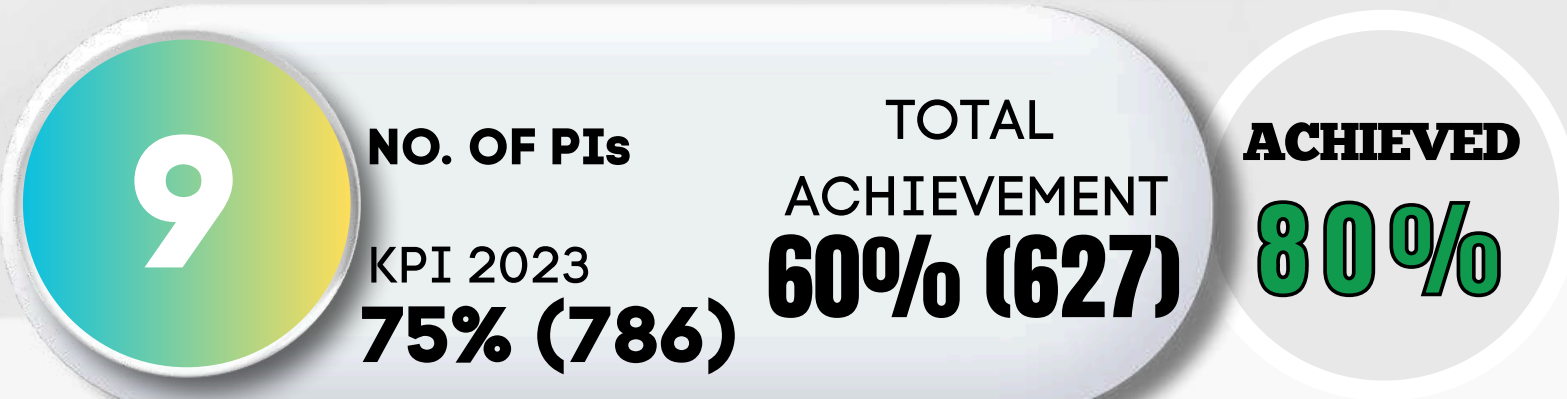
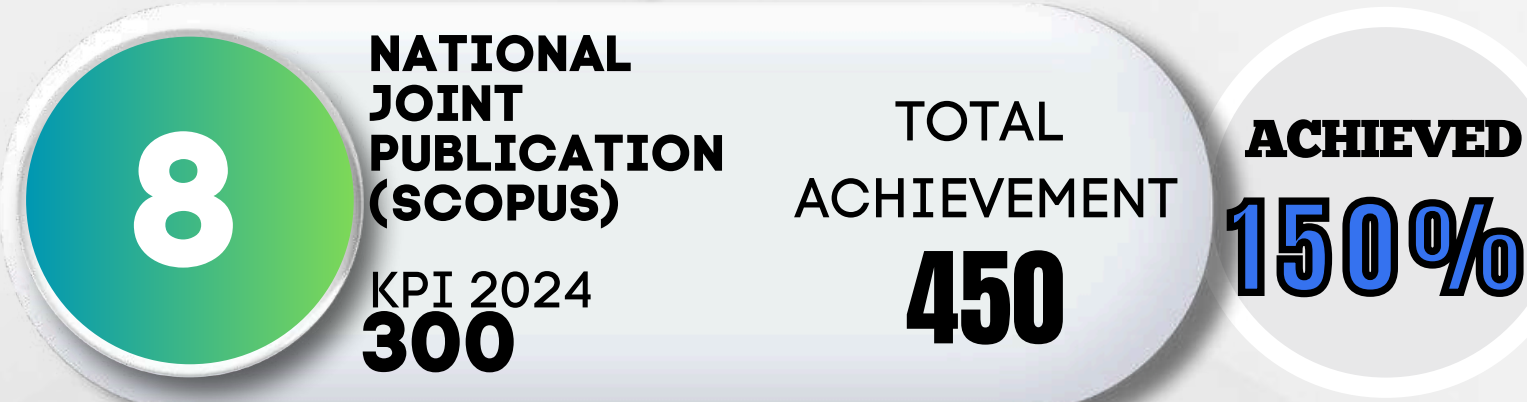
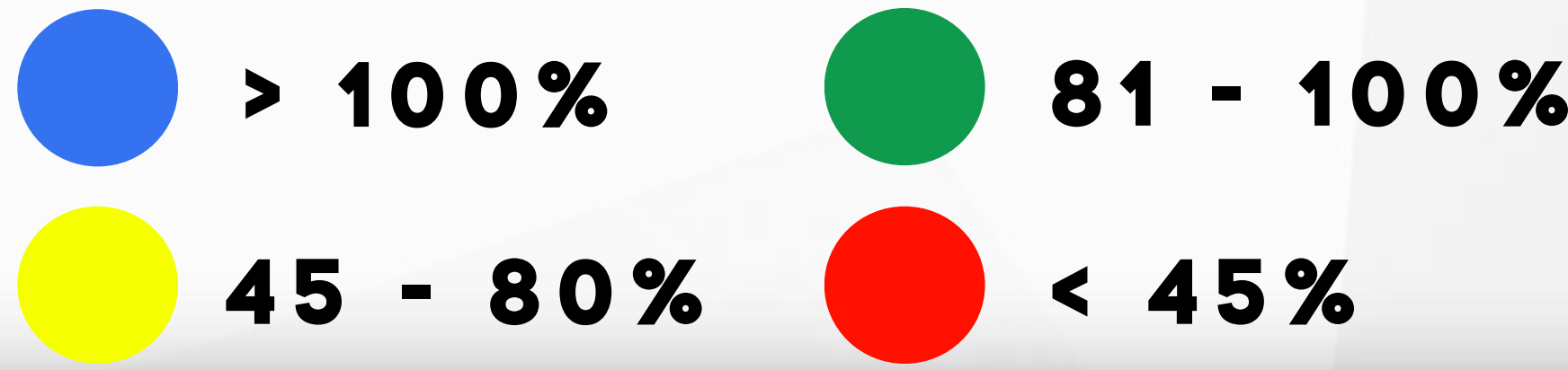


# KPI ACHIEVEMENT FOR PUBLICATION & FUND AUGUST 2024



**LEGEND :**



TYPES OF FUNDS	IN-KIND FUND	RESEARCH FUND	NON-RESEARCH FUND	TOTAL EXTERNAL FUND	KPI FUND	% ACHIEVED
National Fund	RM0.00	RM6,118,747.72	RM0.00	RM6,118,747.72	RM18,500,000	33%
International Fund	RM0.00	RM95,801.48	RM0.00	RM95,801.48	RM1,500,000	6%
Private Fund	RM0.00	RM1,081,543.60	RM0.00	RM1,081,543.60	RM4,000,000	27%
<b>TOTAL</b>	<b>RM0.00</b>	<b>RM7,296,092.80</b>	<b>RM0.00</b>	<b>RM7,296,092.80</b>	<b>RM24,000,000</b>	<b>30%</b>

\*Note: Data from RMS cut-off August 2024

## KPI PUBLICATION BY FACULTY

FACULTY	SCOPUS JOURNAL				SCOPUS PROCEEDING				MYCITE JOURNAL			OTHER PUBLICATIONS			INDUSTRY JOINT PUBLICATION			INTERNATIONAL JOINT PUBLICATION			NATIONAL JOINT PUBLICATION			RESEARCH BOOK ACHIEVED (Scopus & P. Penerbit)	BOOK CHAPTER ACHIEVED (Scopus & P. Penerbit)	INDEXED JOURNAL ACHIEVED (Other Than Scopus & MyCite)	
	KPI	ACHIEVED (Scopus)	SMPU	%	KPI	ACHIEVED (Scopus)	SMPU	%	KPI	ACHIEVED (MyCite)	%	KPI	ACHIEVED (SMPU)	%	KPI	ACHIEVED (Scopus)	%	KPI	ACHIEVED (Scopus)	%	KPI	ACHIEVED (Scopus)	%				
1 FKAAB	151	66	39	44	55	20	33	36	137	15	11	137	19	14	41	5	12	41	60	129	41	38	78	1	13	1	
2 FKEE	148	106	77	72	54	36	14	67	135	29	22	135	32	24	40	13	32	40	82	191	40	83	183	1	48	2	
3 FKMP	155	94	70	61	56	49	34	87	141	36	25	141	18	13	42	13	31	42	59	118	42	56	118	1	8	14	
4 FPTV	103	31	23	30	37	13	5	35	94	26	28	94	24	26	28	3	11	28	23	78	28	22	71	0	20	5	
5 FPTP	80	56	43	70	29	16	5	55	73	31	43	73	75	103	22	2	9	22	34	124	22	43	152	2	51	3	
6 FAST	81	84	59	104	29	33	16	112	73	23	31	73	12	16	22	18	82	22	48	195	22	59	227	5	0	4	
7 FSKTM	80	51	44	64	29	23	2	79	73	2	3	73	32	44	22	5	23	22	51	170	22	30	120	0	3	3	
8 FTK	135	72	61	53	49	58	29	118	123	29	24	123	50	41	37	16	49	37	50	114	37	81	190	2	28	16	
9 JBS	9	2	2	21	3	0	0	0	9	0	0	9	5	58	3	0	0	3	6	194	3	8	311	0	8	3	
10 PPB	16	2	2	13	6	1	1	17	14	1	7	14	46	321	4	0	0	4	2	47	4	1	23	1	19	0	
11 PPD	101	18	19	18	37	3	2	8	92	19	21	92	68	74	27	4	15	27	8	25	27	12	44	0	217	4	
12 PPUK	41	11	22	27	15	1	1	7	37	12	32	37	23	62	11	2	18	11	3	27	11	9	81	0	30	11	
13 NA	-	1	0	-	-	0	0	-	-	0	0	-	0	-	-	0	-	-	1	-	-	0	0	-	0	0	0
14 OTHERS	-	4	0	-	-	1	0	-	-	1	0	-	7	-	-	0	-	-	3	-	-	8	-	1	18	0	
<b>TOTAL</b>	<b>1,100</b>	<b>598</b>	<b>455</b>	<b>54</b>	<b>400</b>	<b>254</b>	<b>142</b>	<b>64</b>	<b>1000</b>	<b>224</b>	<b>22</b>	<b>1000</b>	<b>411</b>	<b>41</b>	<b>300</b>	<b>83</b>	<b>28</b>	<b>300</b>	<b>430</b>	<b>143</b>	<b>300</b>	<b>450</b>	<b>150</b>	<b>14</b>	<b>463</b>	<b>66</b>	

\*Note: Data from Scopus, SMPU, Pejabat Penerbit & MyCite cut-off August 2024

## KPI FUND BY FACULTY

FACULTY	National Fund (RM)			International Fund (RM)			Private Fund (RM)			Principle Investigator (PI)		
	KPI	ACHIEVEMENT	%	KPI	ACHIEVEMENT	%	KPI	ACHIEVEMENT	%	KPI	ACHIEVED	%
1 FKAAB	2,541,985	758,110.00	30%	240,535	46,240.00	19%	641,425	120,000.00	19%	108	83	77%
2 FKEE	2,489,027	1,219,788.72	49%	235,523	24,278.46	10%	628,062	409,857.60	65%	106	94	89%
3 FKMP	2,612,595	466,396.00	18%	247,216	0.00	0%	659,243	381,686.00	58%	111	81	73%
4 FPTV	1,729,962	189,600.00	11%	163,697	4,569.02	3%	436,526	30,000.00	7%	74	64	87%
5 FPTP	1,341,603	516,840.00	39%	126,949	0.00	0%	338,530	0.00	0%	57	47	82%
6 FAST	1,359,256	928,453.00	68%	128,619	20,714.00	16%	342,984	0.00	0%	58	62	107%
7 FSKTM	1,341,603	142,200.00	11%	126,949	0.00	0%	338,530	0.00	0%	57	45	79%
8 FTK	2,277,195	1,667,460.00	73%	215,479	0.00	0%	574,610	140,000.00	24%	97	79	82%
9 JBS	158,874	0.00	0%	15,033	0.00	0%	40,089	0.00	0%	7	4	59%
10 PPB	264,790	0.00	0%	0	0.00	NONE	0	0.00	NONE	11	3	27%
11 PPD	1,694,656	159,900.00	9%	0	0.00	NONE	0	0.00	NONE	72	45	63%
12 PPUK	688,454	70,000.00	10%	0	0.00	NONE	0	0.00	NONE	29	20	68%
13 OTHERS	0	0.00	NONE	0	0.00	NONE	0	0.00	NONE	-	0	NONE
<b>TOTAL</b>	<b>18,500,000</b>	<b>6,118,747.72</b>	<b>33%</b>	<b>1,500,000</b>	<b>95,801.48</b>	<b>6%</b>	<b>4,000,000</b>	<b>1,081,543.60</b>	<b>27%</b>	<b>786</b>	<b>627</b>	<b>80%</b>

\*Note: Data from RMS cut-off August 2024