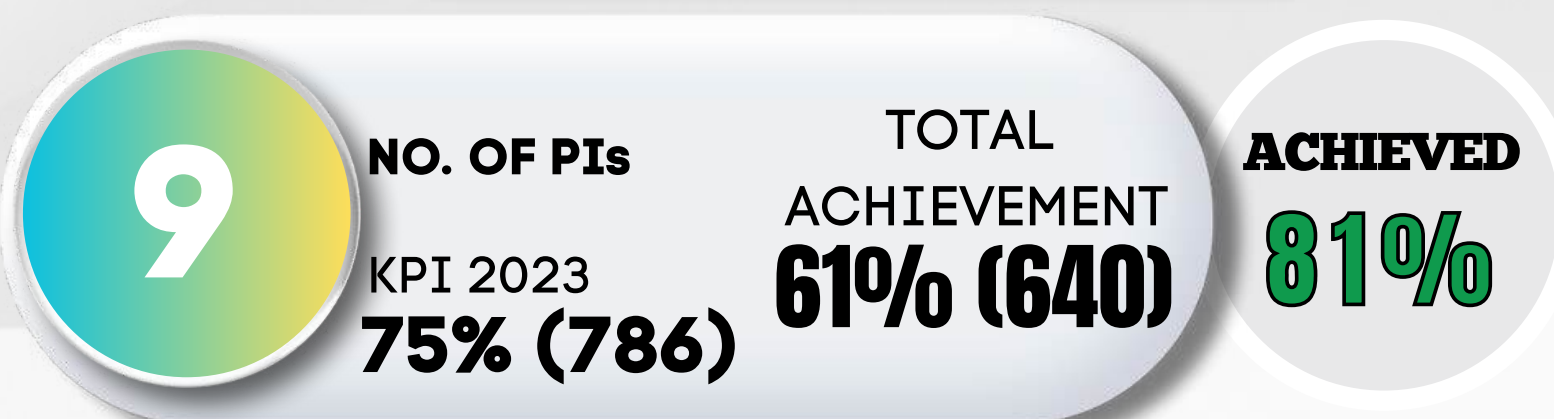
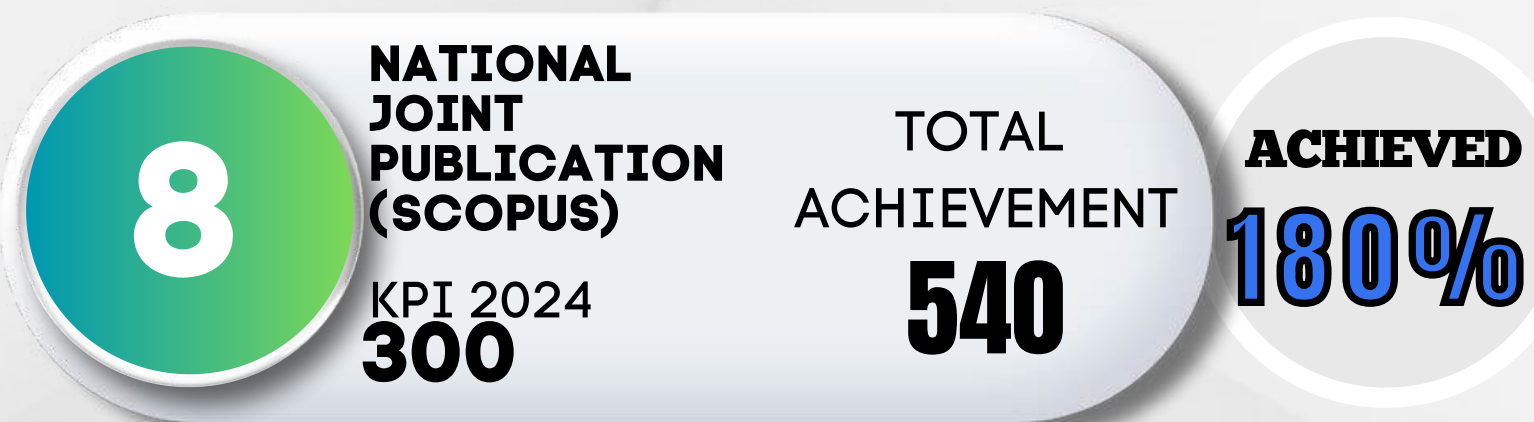

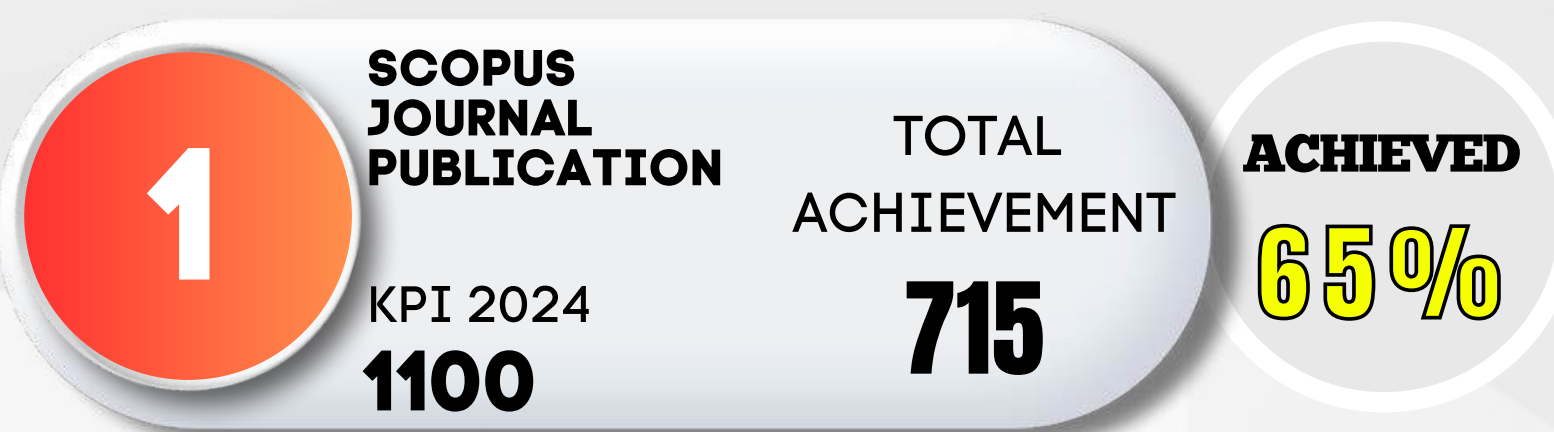


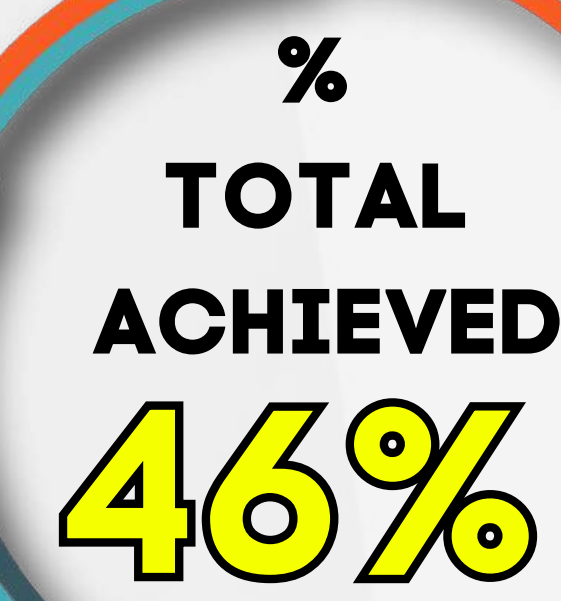
KPI ACHIEVEMENT FOR PUBLICATION & FUND SEPTEMBER 2024



1 NATIONAL FUND
38%



3 PRIVATE FUND
99.5%



LEGEND :

- > 100%
- 81 - 100%
- 45 - 80%
- < 45%

TYPES OF FUNDS	IN-KIND FUND	RESEARCH FUND	NON-RESEARCH FUND	TOTAL EXTERNAL FUND	KPI FUND	% ACHIEVED
National Fund	RM0.00	RM6,989,747.72	RM0.00	RM6,989,747.72	RM18,500,000	38%
International Fund	RM0.00	RM101,621.48	RM0.00	RM101,621.48	RM1,500,000	7%
Private Fund	RM0.00	RM3,981,325.60	RM0.00	RM3,981,325.60	RM4,000,000	99.5%
TOTAL	RM0.00	RM11,072,694.80	RM0.00	RM11,072,694.80	RM24,000,000	46%

*Note: Data from RMS cut-off Sept 2024

KPI PUBLICATION BY FACULTY

FACULTY	SCOPUS JOURNAL				SCOPUS PROCEEDING				MYCITE JOURNAL			OTHER PUBLICATIONS			INDUSTRY JOINT PUBLICATION			INTERNATIONAL JOINT PUBLICATION			NATIONAL JOINT PUBLICATION			RESEARCH BOOK ACHIEVED (Scopus & P. Penerbit)	BOOK CHAPTER ACHIEVED (Scopus & P. Penerbit)	INDEXED JOURNAL ACHIEVED (Other Than Scopus & MyCite)	
	KPI	ACHIEVED (Scopus)	SMPU	%	KPI	ACHIEVED (Scopus)	SMPU	%	KPI	ACHIEVED (MyCite)	%	KPI	ACHIEVED (SMPU)	%	KPI	ACHIEVED (Scopus)	%	KPI	ACHIEVED (Scopus)	%	KPI	ACHIEVED (Scopus)	%				
1 FKAAB	151	98	55	65	55	83	43	151	137	34	25	137	29	21	41	23	56	41	88	213	41	74	180	1	13	5	
2 FKEE	148	119	86	80	54	43	19	80	135	37	28	135	39	29	40	17	42	40	95	235	40	93	230	1	46	3	
3 FKMP	155	108	92	70	56	52	38	92	141	52	37	141	28	20	42	20	47	42	65	153	42	65	153	1	7	18	
4 FPTV	103	34	31	33	37	14	9	37	94	29	31	94	29	31	28	3	11	28	26	93	28	19	68	0	26	6	
5 FPTP	80	75	54	94	29	21	10	72	73	36	50	73	92	127	22	4	18	22	41	188	22	55	253	3	53	4	
6 FAST	81	95	70	118	29	34	17	116	73	25	34	73	30	41	22	20	91	22	54	245	22	67	304	5	10	6	
7 FSKTM	80	52	45	65	29	25	4	86	73	2	3	73	63	87	22	5	23	22	54	248	22	32	147	0	3	3	
8 FTK	135	84	69	62	49	63	38	128	123	39	32	123	58	47	37	22	60	37	59	160	37	91	246	2	30	25	
9 JBS	9	3	5	32	3	0	0	0	9	0	0	9	22	256	3	0	0	3	7	272	3	8	311	1	9	4	
10 PPB	16	2	2	13	6	1	2	17	14	2	14	14	72	503	4	0	0	4	2	47	4	1	23	1	34	1	
11 PPD	101	23	18	23	37	4	3	11	92	22	24	92	81	88	27	4	15	27	10	36	27	15	55	0	216	5	
12 PPUK	41	16	24	39	15	1	1	7	37	12	32	37	23	62	11	2	18	11	7	63	11	10	90	0	36	15	
13 NA	-	1	0	-	-	0	0	-	-	0	0	-	0	-	-	0	-	-	1	-	-	0	0	-	0	0	0
14 OTHERS	-	5	0	-	-	3	0	-	-	2	0	-	10	-	-	1	-	-	4	-	-	10	-	1	18	0	
TOTAL	1,100	715	551	65	400	344	184	86	1000	292	29	1000	576	58	300	121	40	300	513	171	300	540	180	16	501	95	

*Note: Data from Scopus, SMPU, Pejabat Penerbit & MyCite cut-off Sept 2024

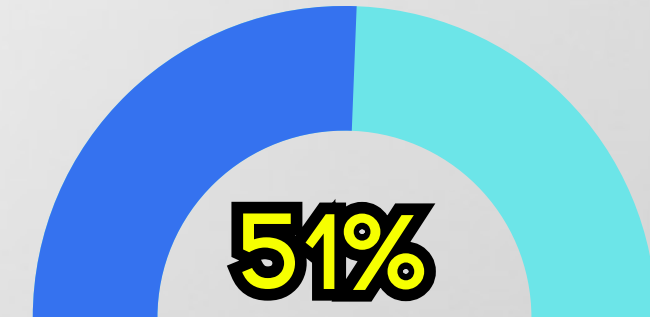
KPI FUND BY FACULTY

FACULTY	National Fund (RM)			International Fund (RM)			Private Fund (RM)			Principle Investigator (PI)		
	KPI	ACHIEVEMENT	%	KPI	ACHIEVEMENT	%	KPI	ACHIEVEMENT	%	KPI	ACHIEVED	%
1 FKAAB	2,541,985	848,110.00	33%	240,535	52,060.00	22%	641,425	120,000.00	19%	108	85	79%
2 FKEE	2,489,027	1,249,788.72	50%	235,523	24,278.46	10%	628,062	1,098,307.60	175%	106	95	90%
3 FKMP	2,612,595	466,396.00	18%	247,216	0.00	0%	659,243	717,686.00	109%	111	82	74%
4 FPTV	1,729,962	231,960.00	13%	163,697	4,569.02	3%	436,526	40,000.00	9%	74	65	88%
5 FPTP	1,341,603	546,840.00	41%	126,949	0.00	0%	338,530	0.00	0%	57	47	82%
6 FAST	1,359,256	1,168,093.00	86%	128,619	20,714.00	16%	342,984	340,532.00	99%	58	63	109%
7 FSKTM	1,341,603	226,400.00	17%	126,949	0.00	0%	338,530	557,000.00	165%	57	47	82%
8 FTK	2,277,195	1,847,260.00	81%	215,479	0.00	0%	574,610	903,200.00	157%	97	81	84%
9 JBS	158,874	30,000.00	19%	15,033	0.00	0%	40,089	0.00	0%	7	4	59%
10 PPB	264,790	0.00	0%	0	0.00	NONE	0	0.00	NONE	11	3	27%
11 PPD	1,694,656	214,900.00	13%	0	0.00	NONE	0	204,600.00	NONE	72	46	64%
12 PPUK	688,454	160,000.00	23%	0	0.00	NONE	0	0.00	NONE	29	22	75%
13 OTHERS	0	0.00	NONE	0	0.00	NONE	0	0.00	NONE	-	0	NONE
TOTAL	18,500,000	6,989,747.72	38%	1,500,000	101,621.48	7%	4,000,000	3,981,325.60	99.5%	786	640	81%

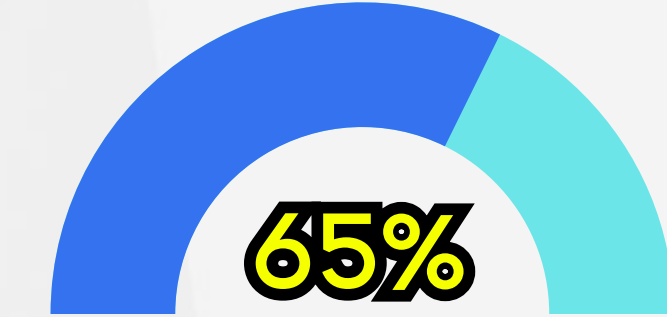
*Note: Data from RMS cut-off Sept 2024

KPI ACHIEVEMENT FOR CORE INITIATIVE PROJECT (WORKSPACE) SEPTEMBER 2024

F2.1.1-W Mentoring Penerbitan WOS

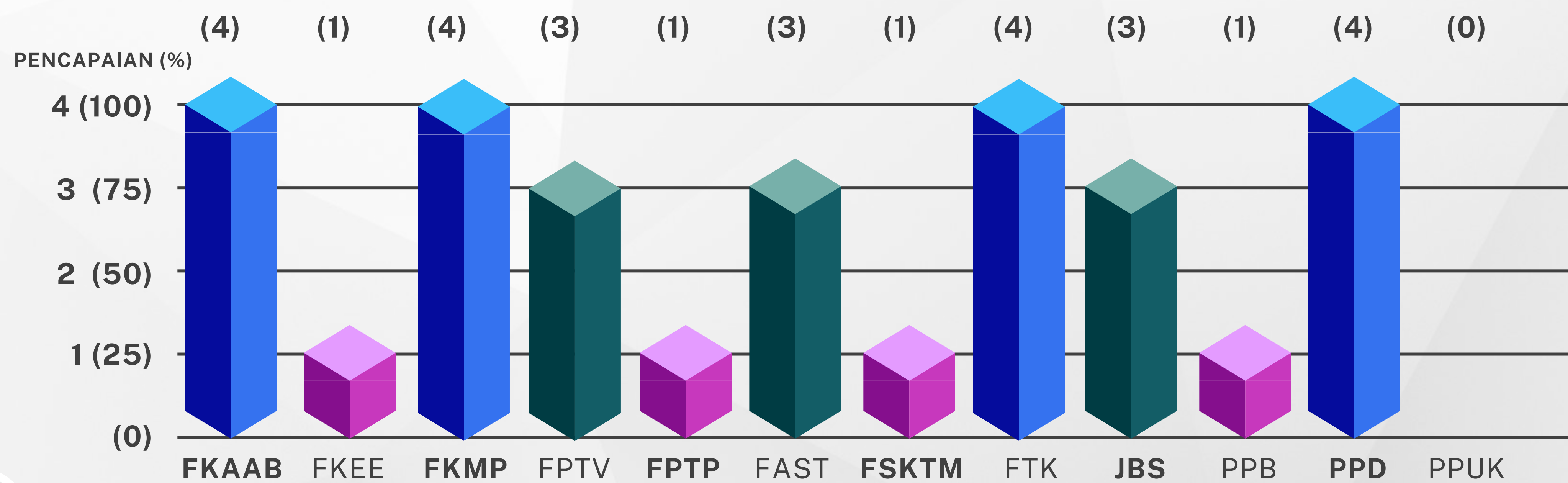


F2.1.2-W Bengkel Penerbitan Scopus/Mycite



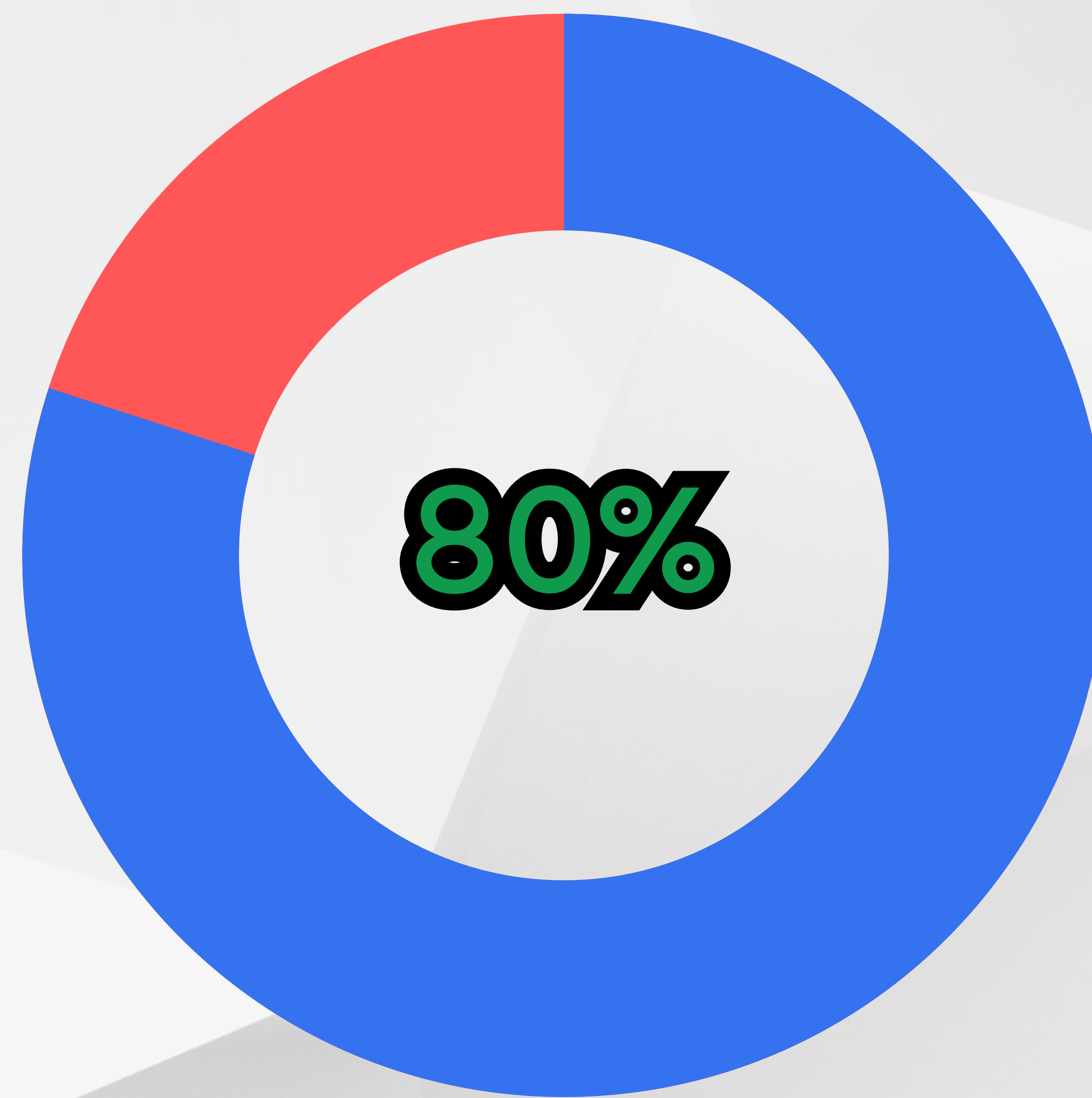
Bengkel/webinar penerbitan memerlukan peserta hasilkan penerbitan terindeks Scopus.

Tujuan bengkel ini ialah untuk meningkatkan penerbitan dengan memberi tumpuan kepada kakitangan yang kurang aktif menulis.



Mentoring
Penerbitan
WOS

F2.1.4-W Penambahbaikan Pemarkahan Penerbitan Dalam LNPT



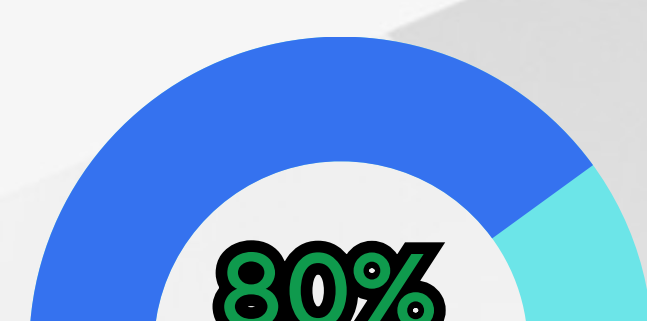
LEGEND :

- > 100%
- 81 - 100%
- 45 - 80%
- < 45%

Sasaran 2024

Semua staf berjawatan Profesor yang tidak memegang jawatan giliran berjaya membantu menghasilkan penerbitan berimpak menerusi kerjasama dengan penyelidik muda

F2.1.3-W Dana Penyelidikan Luar Bukan KPT



FACULTY	SESI LAWATAN	PENCAPAIAN	%	SESI PERKONGSIAN	PENCAPAIAN	%
1 FKAAB	1	2	200	1	0	0
2 FKEE	1	1	100	1	2	200
3 FKMP	1	0	0	1	0	0
4 FPTV	1	0	0	1	0	0
5 FPTP	1	0	0	1	0	0
6 FAST	1	1	100	1	0	0
7 FSKTM	1	0	0	1	0	0
8 FTK	1	2	200	1	1	100
9 JBS	1	2	200	1	1	100
TOTAL	9	8	89	9	4	44